

VOL 23 • JULY 2014

HANDMADE

Farmer's Market Issue

FRESH STRAWBERRY COLD PROCESS SOAP

RECIPE WITH NATURAL COLORS &
FRESH PICKED SUMMER SCENT

THIS MONTH'S INSPIRATION...

FRESH PICKED
GOAT MILK
SUMMER CITRUS



TREND ALERT
GARDEN SCENTS

Sweet Basil

IN THIS ISSUE...

DIY SOAP, BATH & BODY RECIPES, SHOW & TELL HIGHLIGHTS, BUSINESS ARTICLES, SALE CALENDAR, COUPONS & MORE.

FEATURED INDUSTRY ARTICLE

HOW TO GROW FROM THE ROAD

www.wholesalesuppliesplus.com/handmade



Pg. 8

Fresh Picked Strawberry CP Soap Recipe
Inspired by fresh picked, sweet summer berries.

ON THE COVER

- 4** Fresh Picked
- 8** Fresh Picked Strawberry CP Soap
- 10** Goat Milk
- 16** Summer Citrus
- 22** Fragrance Trends: Basil
- 29** How To Grow From The Road

IN EVERY ISSUE

- 36** Featured Product Picks



FEATURED FAVORITES:
Bubbles, Bubbles, Bubbles

- 38** Featured Q&A, Contest Winners
- 39** WSP Sale Calendar & Monthly Coupons
- 68** Recent Issues

RECIPES

- 6** Sliced Tomato Luffa MP Soap
- 7** Basil Liquid Hand Soap
- 8** Fresh Picked Strawberry CP Soap
- 9** Cooling Cucumber Facial Mask
- 12** Creamy Goat Milk Body Wash
- 13** Goat Milk and Honey Lotion
- 14** Goat Milk Lotion Bar
- 15** Basil, Sage & Mint Goat Milk Soap
- 18** Luscious Lemon Hand and Body Cream
- 19** Citrus Sunset MP Soap Loaf
- 20** Summer Citrus Potpourri
- 21** Shea Butter Salt Scrub
- 23** Honey, Oatmeal and Banana Goat Milk CP
- 24** Lime In 'Da Coconut Loaf CP Soap
- 25** Sweet Tomato Basil Soap CP Loaf

Pg. 6



Sliced Tomato Luffa MP Soap Recipe
Smells like a vine ripened tomato & looks like one too!



Pg. 16

Featured Inspiration: Summer Citrus
Inspired by farmer's markets & summer scents

ARTICLES

27 Rethinking Rejection: Is It Really About You?
By: Marla Tabaka

28 Formulating With Lime & Other Citrus Fruits
By: Allison Kontur



FEATURED ARTICLE:
Formulating With Lime &
Other Citrus Fruits

29 How To Grow From the Road
By: Stephanie Taylor Christensen

30 Protecting Business Secrets
By: Geoffrey Michael

32 Soap: One Size Does Not Fit All
By: Catherine McGinnis

FEATURED TRENDS

22 Natural Powders & Clays

34 Partial to Pineapple



TREND WATCH:
Avocado, Lime & Basil

35 All About Avocado, Lime, Basil

37 Show & Tell Highlights

Pg. 22



Natural Powders and Clays

For crafters that love all natural products as much as us!

Any pricing that is cited in this issue is accurate at the date of publishing and is subject to change.

FRAGRANCE OF THE MONTH

ON SALE IN JULY

Crafters Choice™
Cool Citrus Basil* 422



“I absolutely love this fragrance! It is fresh and light, a fabulous scent for MP Soaps!”



Cool Citrus Basil* Fragrance Oil 422
Customer Review - Guy, 1/29/2011

FEATURE
FARMER'S MARKET
Fresh Picked



FRESH GARDEN SCENTS



Basil Fragrance Oil
 236

TREND: *Fresh Picked* **INSPIRED BY:** *Farmer's Markets*

Fresh picked colors and scents are popping up at major retailers. Many handmade artisans can jump on board this trend by crafting natural soaps and bath and body products using natural powders and fresh garden scents. Popular fragrances include lettuce, parsley, basil, cucumber, tomato and more.

WE SPOTTED THIS TREND
FRESH PICKED PRODUCTS IN RETAIL

Lettuce, parsley and cucumber scents are on trend.



Lettuce Bar Soap
Nesti Dante • amazon.com



Parsley Hand Soap
mrsmeyers.com



Cucumber Soothing Body Wash
yestocarrots.com

RECIPES FOR THIS TREND
FRESH PICKED RECIPES IN THIS ISSUE

Inspired by fresh tomato, basil and berry scents.





Sliced Tomato Luffa Soap
Page 6



Basil Liquid Hand Soap
Page 7


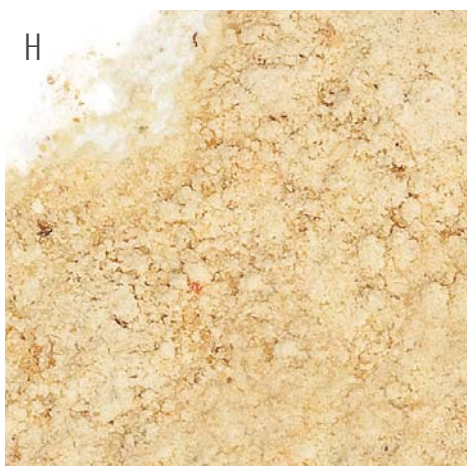



Fresh Picked Strawberry CP Soap
Page 8



FRESH PICKED FEATURED INGREDIENTS:

- A. Baby Bibb Lettuce FO 448
- B. Rosemary Powder
- C. Straight Strawberry Fragrance Oil
- D. Tomato Powder
- E. Basil Fragrance Oil 236
- F. Fresh Picked Blueberry*
- G. Blueberry Seeds
- H. Carrot Powder
- I. Tomato* Fragrance Oil 431
- J. Rosemary EO - 714



MP SOAP RECIPE: SLICED TOMATO LUFFA SOAP

The tomato powder in this "slice of tomato luffa soap", contains lycopene which is thought to have strong natural antioxidant properties, improve skin texture and is thought to protect cells from free radical damage. The natural luffa provides an exfoliating property to the soap.

Project Level: Easy
Estimated Time: 1/2 Hour
Yields: (12) 5oz Bars

WHAT YOU NEED:

- 4 Pound(s) Detergent Free Clear MP Soap - 2 lb Tray
- 2 Ounce(s) Vine Ripe Tomato Fragrance 684
- 0.2 Ounce(s) Stained Glass Santa Red Liquid Color
- 0.17 Piece(s) Matte Woodland Green Soap Color Bar
- 2 Ounce(s) Crafters Choice™ Tomato Powder
- 12 Piece(s) Crafters Choice™ 7/8 inch Luffa
- 1 Piece(s) Round Basic Silicone Mold 1602
- 1 Piece(s) Natural Raffia
- 1 Piece(s) Crafters Choice™ Droppers - Plastic
- Digital Scale
- Large Glass Bowl
- Microwave
- Soap Cutter
- Spatula
- Spray Bottle with Rubbing Alcohol
- Thermometer

DIRECTIONS:

1. NOTE: If you are making these products for sale, good manufacturing practices recommend you wear a hairnet, gloves and a mask. We also recommend a clean apron.
2. Weigh 24 oz. of Detergent Free Clear soap and cut into small chunks. Place in a microwave-safe bowl and heat in the microwave for about 30 seconds. Stir well. Continue to heat in short intervals until the soap is completely melted.
3. Using the plastic dropper, measure and add 21 ml. of Vine Ripe Tomato Fragrance Oil to the melted soap. Stir well.
4. Add 8 drops of Stained Glass Santa Red Liquid Color to the melted soap and stir well.
5. Tomato Powder will not completely dissolve and some speckles will be natural.
6. Place a luffa slice in each mold. Luffa is a natural product and can vary in shape and size. You may need to squish some of the slices so they fit into the mold cavities.
7. Pour the melted soap over the luffa, leaving about a 1/4 inch gap below the top of the mold. Fill each mold as evenly as possible. Allow to cool until firm.
8. Weigh 8 oz. of Detergent Free Clear Soap base and cut



9. into chunks. Heat in the microwave for 30 seconds and stir until completely melted.
9. Cut the cube of Matte Woodland Green Pigment in half lengthwise and then in half widthwise. Take one of the 4 pieces and cut that in half once more. You will use one of these small 1/8 pieces to color your soap.
10. Set the rest of the color bar aside and cut the one small piece into 2-3 pieces. Add these pieces to your melted soap and stir until they have completely dissolved.
11. When your soap reaches about 130°F, you will be ready to pour. Spritz the top of the red soap with rubbing alcohol.
12. Pour the green soap on top of the red, filling up the cavities. Spritz the tops of the soaps to release any air bubbles.
13. Allow the soap to return to room temperature and remove from mold. Detergent Free Soap needs to sit for a few days (up to a week) to allow it to dry out and become harder.
14. Repeat above steps to making remaining 6 "sliced tomato" soaps.
15. Once the soap has dried, it should not be necessary to wrap the bars. If you like, you can wrap a few strands of raffia around each soap slice.

INCI INGREDIENT LABEL:

Sodium Cocoate, Propylene Glycol, Sodium Stearate, Glycerin, Water, Sorbitol, Solanum Lycopersicum (Tomato) Fruit Powder, Fragrance, Benzophenone-4, Triethanolamine, Tetrasodium EDTA, Methylparaben, Propylparaben, Red 33, Red 40, Sodium Laureth Sulfate, Sodium Myristate, Sodium Cocoyl Isethionate, Chromium Oxide.

Handmade Magazine is not responsible for the products you create from our supplies. You alone are responsible for product and recipe testing to ensure compatibility and safety.

HERBAL HAND SOAP RECIPE: BASIL LIQUID HAND SOAP

Basil Powder is thought by homeopathic practitioners to have beneficial skin care properties. Perfect by the kitchen sink!

Project Level: Easy
Estimated Time: 1/2 Hour
Yields: (13) 8oz Bottles

WHAT YOU NEED:

- 128 Ounce(s) CC Liquid Suspension Soap Base
- 1 1/2 Teaspoon(s) Crafters Choice™ Basil Powder
- 3 Ounce(s) Crafters Choice™ Basil Fragrance Oil 236
- 13 Piece(s) 8 oz Natural Boston Round Plastic Bottle
- 13 Piece(s) 24/410 Black Ribbed ELITE Pump Top
- Droppers - 1
- Large Glass Measuring Bowl
- Measuring Spoons
- Microwave
- Mixing Spoon
- Scissors

DIRECTIONS:

1. NOTE: If you are making these products for sale, good manufacturing practices recommend you wear a hairnet, gloves and a mask. We also recommend a clean apron.
2. In a large glass measuring cup, empty 40 oz. of liquid suspension soap base.
3. Heat in microwave for 30 seconds. Remove from oven.
4. In a small glass container, measure out 12 ml. of fragrance oil. Add 1/2 teaspoon of basil powder and mix until well blended in.
5. Add to liquid soap base and mix gently with a wire whisk. Pour into 4 bottles and set aside. Bottles will actually hold more than 8oz. of product.
6. Repeat above steps to make next 4 bottles of product.
7. For last 5 bottles, pour remaining 48 oz. liquid soap into bowl. Add 3/4 teaspoon of basil powder and a little under 1 oz. (28.5 ml.) of fragrance.
8. Let product cool completely before placing pumps on bottles. The dip tubes will need to be cut to fit the bottles

INCI INGREDIENT LABEL:

Water, Ammonium Lauryl Sulfate, Glycerin, Disodium Cocamido MIPA Sulfosuccinate, Propylene Glycol, Cocamidopropyl Betaine, Acrylates/C10-30 Alkyl Acrylate Crosspolymer, Fragrance, Triethanolamine, Disodium EDTA, Ocimum Basilicum (Basil) Powder, DMDM Hydantoin



Handmade Magazine is not responsible for the products you create from our supplies. You alone are responsible for product and recipe testing to ensure compatibility and safety.

CREATIVE TIPS FOR THIS RECIPE:

- Mix up this recipe by using a different fragrance and natural powder. Try combinations like parsley powder with Baby Bib Lettuce Fragrance Oil or Lemon Powder with Meyer Lemon Fragrance Oil.
- Include an exfoliant like apricot seeds or poppy seeds to create a gentle scrubbing effect.

COLD PROCESS SOAP RECIPE: FRESH PICKED STRAWBERRY CP

This sweet smelling soap will make you think you are walking through a patch of sun-ripened strawberries.

Project Level: Advanced
Estimated Time: 2 Hours
Yields: 40-44oz. Loaf

WHAT YOU NEED:

- 10.64 Ounce(s) Water
- 3.89 Ounce(s) Sodium Hydroxide Flakes
- 7.28 Ounce(s) Crafters Choice™ Coconut Oil - 76° Melt
- 6.16 Ounce(s) Crafters Choice™ Palm Oil
- 6.16 Ounce(s) Crafters Choice™ Olive Oil - Extra Virgin
- 2.8 Ounce(s) Crafters Choice™ Avocado Butter Blend
- 4.48 Ounce(s) Crafters Choice™ Macadamia Nut Oil
- 1.12 Ounce(s) Crafters Choice™ Castor Oil
- 1/2 Teaspoon(s) Crafters Choice™ Spinach Powder
- 1 1/2 Teaspoon(s) Crafters Choice™ Rose Kaolin Clay
- 1 Ounce(s) Fresh Picked Strawberry* FO 517
- Digital Thermometer
- Glass Pyrex Bowl - Large
- Glass Pyrex Cup - 1
- Measuring Spoons
- Mixing Utensils
- Scale (to measure ingredients)
- Stick Blender

DIRECTIONS:

1. This project and these instructions have been written for someone who has experience making soap and knows the potential dangers due to working with sodium hydroxide. It will not outline safety methods of working with dangerous chemicals, it is simply a soap recipe for advanced soapmakers.
2. In a separate container, measure by weight the water and the lye.
3. Gradually mix small amounts of the lye into the water until the lye is dissolved completely. Set aside in a safe place and allow to cool.
4. Measure all of the oils and butter and place in a large bowl. NOTE: This will be the bowl you will stick blend in, so make sure it is large enough.
5. Warm oils and butter in microwave or over low heat until melted. Set aside to cool.
6. The oils and lye water should be close to the same temperature when you pour them. At around 100°F, you can start soaping.
7. Place your stick blender in the oils and tap it on the bottom of the bowl to "burp" and release any air bubbles.
8. Pour the lye water over the shaft of the stick blender. Carefully blend your oils and lye water until the mixture comes to a very light trace.
9. Once at a light trace, pour out 8 oz. of the soap into a Pyrex cup.



10. In the Pyrex cup, add the Spinach Powder and stir. NOTE: The Spinach Powder will speckle. Incorporate as best you can.
11. In the larger Pyrex bowl, add the Rose Kaolin Clay and Fragrance Oil. Stir and incorporate each product thoroughly after adding.
12. After ingredients in the Pyrex bowl are incorporated, pour the red soap into the mold and tap on the counter to release any air bubbles.
13. Carefully pour the "green" soap along the top of your loaf. You can now play with texture on the top and make your own design.
14. Carefully insulate the sides of the loaf with a towel. Allow to sit overnight, uncovered.
15. The next morning, carefully unmold the loaf and slice into 8 one-inch slices. Allow the bars to sit on a cooling rack for 4-6 weeks to cure fully.

INCI INGREDIENT LABEL:

Water, Cocos Nucifera (Coconut) Oil, Elaeis Guineensis (Palm) Oil, Olea Europaea (Olive) Fruit Oil, Ternifolia (Macadamia) Seed Oil, Sodium Hydroxide, Persea Gratissima Oil (and) Hydrogenated Vegetable Oil, Ricinus Communis (Castor) Seed Oil, Fragrance, Kaolin.

This project and these instructions have been written for someone who has experience making soap and knows the potential dangers due to working with sodium hydroxide. It will not outline safety methods of working with dangerous chemicals, it is simply a soap recipe for advanced soapmakers. Handmade Magazine is not responsible for the products you create from our supplies. You alone are responsible for product and recipe testing to ensure compatibility and safety.

CLAY FACIAL MASK RECIPE: COOL CUCUMBER FACE MASK

Treat yourself to a soothing and relaxing face mask. Great for normal or sensitive skin. Aloe Vera helps moisturize and heal skin while the Rhassoul Clay, with its high mineral content, is thought to detoxify.

Project Level: Easy
Estimated Time: 1/2 Hour
Yields: (14) 1.2 oz Jars by Weight

WHAT YOU NEED:

- 1 Pound(s) Crafters Choice™ White Kaolin Clay
- 1 Ounce(s) Crafters Choice™ Aloe Vera Powder - 100X
- 3 Tablespoon(s) Crafters Choice™ Rhassoul Clay
- 18 ml(s) CC Cool Cucumber Fragrance Oil 186
- 14 Piece(s) 4 oz Clear Powell Oval Plastic Jar - 58/400
- 14 Piece(s) 58/400 White Straight Top Cap - F217 Liner
- 14 Piece(s) Scoop - 1/2 ounce
- 1/2 oz. Plastic Scoop
- Digital Scale
- Glass Mixing Bowl - Large
- Plastic Dropper
- Wire Whisk

DIRECTIONS:

1. NOTE: If you are making these products for sale, good manufacturing practices recommend you wear a hairnet, gloves and a mask. We also recommend a clean apron.
2. In large glass mixing bowl, place 1 lb. of Kaolin White Clay.
3. Add 1 oz. of Aloe Vera Powder. Gently mix with wire whisk.
4. Using 1/2 oz. plastic scoop, add 3 scoops, or 3 tablespoons, of Rhassoul Clay. Mix gently with whisk.
5. Using plastic dropper, add 3 ml (1 dropper full) of fragrance oil. Drizzle over powder, then gently blend in with whisk.
6. Continue adding 3 ml at a time, drizzling over powder, until 18 mls. have been added. Be sure to whisk between each dropper full.
7. Dry mask can now be packaged into jars. Each jar should hold 1.20 oz. by weight, or about 5 scoops.
8. TO USE: Place 1-2 scoops of dry mask into small bowl. Add just enough water to make a paste. Spread mask on face avoiding eye area. Sit back and relax until mask dries and hardens. Wash off with warm water. Follow with face lotion, if desired.



INCI INGREDIENT LABEL:

Kaolin, Aloe Barbadensis Leaf Juice, Maltodextrin, Sodium Benzoate, Potassium Sorbate, Clay, Fragrance

Handmade Magazine is not responsible for the products you create from our supplies. You alone are responsible for product and recipe testing to ensure compatibility and safety.

CREATIVE TIPS FOR THIS RECIPE:

- Package in 1 oz zip packages for single-use masks.
- Instead of using only White Kaolin, introduce new clays for different skin types and different results.
- Use a different scent such as Revitalizing Rosemary Mint Fragrance Oil to create a spa-like product.

FEATURE
FARM FRESH
Goat Milk



GOAT MILK SUDS



*Detergent Free Goat Milk
 MP Soap Base*

TREND: *Goat Milk*

INSPIRED BY: *Farmer's Markets*

Farmers markets in the summer time are the best place to buy handmade goat milk soaps and lotions. Often times they are made with milk from local goats. The balanced pH of goats milk is gentle on your skin and the natural enzymes help promote the natural rejuvenation of your skin. We love this ingredient for it's natural benefits and want to share some of our favorite recipes with our readers.

WE SPOTTED THIS TREND
GOAT MILK PRODUCTS IN RETAIL

Goat milk soap is trending in summer skin care lines.



Kate Somerville Goat Milk Lotion/Cream
sephora.com



Goat Milk Bath Soap
Geo F Trumper • bigelowchemists.com



Sasquatch Soap Co. Bar Soap
urbanoutfitters.com

RECIPES FOR THIS TREND
GOAT MILK RECIPES IN THIS ISSUE

Creamy goat milk recipes for dry summer skin.



Creamy Goat Milk Body Wash
Page 12



Goat Milk Lotion Bar
Page 14



Basil, Sage & Mint Goat Milk CP Soap
Page 15



GOAT MILK FEATURED INGREDIENTS:

- A. Goat Milk & Honey FO 255
- B. Premium Goat Milk MP Soap Base
- C. Goats Milk Soap Mold Tray
- D. Goat Milk & Honey Lotion Base
- E. Goat Milk Powder
- F. Goat Milk Guest Tray Soap Mold
- G. Goat Sleeping Soap Mold
- H. Goat Milk Lotion Kit
- I. Matte White Liquid Pigment
- J. Fuller's Earth Clay



LIQUID BODY WASH RECIPE: CREAMY GOAT MILK BODY WASH

Goat Milk is nourishing, moisturizing and a gentle exfoliator. So...this body wash will gently wash away your dead skin while revealing brighter moisturized skin to give you a beautiful glow!

Project Level: Easy
Estimated Time: 1/2 Hour
Yields: (15) 8oz Bottles

WHAT YOU NEED:

- 1 Gallon(s) Liquid Suspension Soap Base
- 4 Ounce(s) Crafters Choice™ Bubble Up
- 2 Ounce(s) Crafters Choice™ Bubble Wash Thickener
- 2 Ounce(s) Crafters Choice™ Safflower Oil
- 4 Ounce(s) Rice Flower & Shea* Fragrance Oil 233
- 1/2 Cup(s) Crafters Choice™ Goats Milk Powder
- 15 Piece(s) 8 oz Clear Modern Boston Bottle - 24/410
- 15 Piece(s) 24/410 Black Smooth Disc Top Cap
- Large Glass Measuring Bowl - 64 oz.
- Measuring Cups and Spoons
- Small Glass Mixing Bowl/Measuring Cup
- Spatula
- Wire Whisk

DIRECTIONS:

1. NOTE: If you are making these products for sale, good manufacturing practices recommend you wear a hairnet, gloves and a mask. We also recommend a clean apron.
2. In a large glass bowl or measuring cup, empty 64 oz. or half of the entire gallon of Liquid Suspension Shower Gel.
3. Add 2 oz. of Bubble Up and 1 oz. Bubble Wash Thickener to shower gel.
4. In a small mixing bowl/measuring cup pour 2 oz. of Rice Flower & Shea Fragrance Oil and 1 oz. Safflower Oil.
5. Add 1/4 cup (4 Tbsp.) of Goat Milk Powder to fragrance and safflower oil mix.
6. Using a wire whisk, blend well to incorporate the powder into the oils.
7. Add this to the shower gel mix in larger bowl. Gently stir to incorporate ingredients.
8. Pour shower gel evenly into 8 bottles and add caps. Product should be poured to just above the shoulders of the bottle (8 oz). If the bottles are filled up to the top, there will not be enough product for all 15 bottles.
9. Repeat above steps to fill remaining 7 bottles.
10. Label accord to FDA regulations.



INCI INGREDIENT LABEL:

Water, Ammonium Lauryl Sulfate, Glycerin, Disodium Cocamido MIPA Sulfosuccinate, Propylene Glycol, Cocamidopropyl Betaine, Fragrance, Acrylates/C10-30 Alkyl Acrylate Crosspolymer, Carthamus tinctorius (Safflower) Seed Oil, Goat Milk, PET-150 Pentaerythrityl Tetrastearate (and) PEG-6 Caprylic/Capric Glycerides, Triethanolamine, Disodium EDTA, DMDM Hydantoin

Handmade Magazine is not responsible for the products you create from our supplies. You alone are responsible for product and recipe testing to ensure compatibility and safety.

CREATIVE TIPS FOR THIS RECIPE:

- Put a tropical spin on this recipe by using coconut powder and a coconut fragrance.
- Pair this product with a nylon scrubbie, package in a cello bag and tie with a bright ribbon.
- Use a classic scent like Goat Milk and Honey Fragrance 255 for a great product to sell at a farmer's market.

EASY LOTION RECIPE: GOAT MILK AND HONEY LOTION

Simple lotion kit for beginners or for crafters who need a quick and easy addition to their product line.

Project Level: Easy
Estimated Time: 1/2 Hour
Yields: (10) 8oz Jars, (5) 4oz Jars, (5) 2oz Jars

WHAT YOU NEED:

- 1 Gallon(s) Crafters Choice™ Goat Milk & Honey Lotion
- 2 Ounce(s) CC Mayan Gold Fragrance Oil 347
- 2 Ounce(s) CC Sunflower Orange Liquid Color
- 10 8 oz Clear Heavy Wall Plastic Jar - 89/400
- 5 4 oz Clear Heavy Wall Plastic Jar - 70/400
- 5 2 oz Clear Heavy Wall Plastic Jar - 58/400
- 5 58/400 White Straight Top Cap - F217 Liner
- 5 70/400 White Straight Top Cap - F217 Liner
- 10 89/400 White Straight Top Cap - F217 Liner
- 2 Piece(s) Gloves Latex (Medium) - Powder Free
- 1 Crafters Choice™ Droppers - Plastic
- Large Glass Bowl
- Large Mixing Spoon or Wooden Paint Stick
- Spatula

DIRECTIONS:

1. NOTE: If you are making these products for sale, good manufacturing practices recommend you wear a hairnet, gloves and a mask. We also recommend a clean apron.
2. Carefully remove lid from lotion bucket.
3. Scoop out about half of lotion and put into a large glass bowl. This is to make it easier to add fragrance and color to the entire bucket.
4. To the lotion in the bucket add the entire bottle of fragrance oil. Mix well.
5. Then, add drops of color to reach the shade you want to achieve. Keep in mind this color will lighten when you add the rest of the lotion base back into the bucket.
6. Begin adding the unscented lotion back into the bucket a little at a time until all the lotion is completely blended.
7. Your lotion is now ready for packaging or, if you prefer, you can put the lid tightly back on the bucket and save for future use.



INCI INGREDIENT LABEL:

Water, Glyceryl Stearate, Isopropyl Myristate, Caprylic/Capric Glyceride, Stearic Acid, Stearyl Alcohol, Cetearyl Alcohol, Cetearth 20, Soybean Oil, Shea Butter, Dimethicone, Sunflower Oil, Aloe Barbadensis, Goat Milk Extract, Hydroxypropyl Trimonium Honey, Benzophenone, Methylparaben, Propylparaben, DMDM Hydantoin, Triethanolamine Disodium EDTA, Fragrance, Propylene Glycol, Benzophenone-4, Tetrasodium EDTA, Yellow 6.

Handmade Magazine is not responsible for the products you create from our supplies. You alone are responsible for product and recipe testing to ensure compatibility and safety.

CREATIVE TIPS FOR THIS RECIPE:

- This recipe is so simple. It can easily be switched up by introducing a new fragrance or color to create an entirely different seeming end product.
- For your summer product line, pair beachy and fruit scents with bright, fun colors.

LOTION BAR RECIPE: GOAT MILK LOTION BAR

This lotion bar is packed full of skin-nourishing ingredients. Will not leave a greasy feel to the skin. Perfect size for any bag!

Project Level: Easy
Estimated Time: 1/2 Hour
Yields: 15 Lotion Bars

WHAT YOU NEED:

- 8 Ounce(s) Beeswax - Yellow Pastilles NF
- 4 Ounce(s) Crafters Choice™ Coconut Oil - 76° Melt
- 4 Ounce(s) Crafters Choice™ Hemp Seed Oil - Natural
- 2 Ounce(s) Crafters Choice™ Jojoba Oil - Clear
- 2 Ounce(s) Crafters Choice™ Hemp Seed Butter Blend
- 1 Tablespoon(s) Crafters Choice™ Goats Milk Powder
- .15 Ounce(s) Crafters Choice™ Vitamin E Natural T-50
- .48 Ounce(s) Honey Almond - EO & FO Blend 741
- 1 Piece(s) Goat Milk Guest Tray Soap Mold (MW 09)
- 15 Piece(s) 4 oz Silver Shallow Metal Tin Assembled Set
- Metal Pan
- Mixing Spoon
- Scale (to weigh ingredients)
- Stove, Warming Plate or Double Boiler
- Thermometer
- Wire Whisk

DIRECTIONS:

1. NOTE: If you are making these products for sale, good manufacturing practices recommend you wear a hairnet, gloves and a mask. We also recommend a clean apron.
2. Using a digital scale, weigh 8 oz. of beeswax and place in a metal pan. Place on stove top on low to melt beeswax completely. Or, you can use a double boiler to melt the wax.
3. While wax is melted, if coconut 76 Oil is solid in the bottle, place bottle in hot water until it becomes a liquid.
4. When wax has melted, add 1 Tablespoon of Goat Milk Powder and whisk in until powder has dissolved. If necessary, place pan back on heat source to completely dissolve the powder.
5. Next, add Hemp Butter and stir until it has melted.
6. Then, add Coconut 76 Oil, Hemp Seed Oil and Jojoba Oil and blend in.
7. Finally, add in Vitamin E and the fragrance oil. Stir well in incorporate all ingredients.
8. Before pouring lotion mixture into the mold, check the



- temperature to be sure it is at or below 155F. If the liquid is too hot, it may warp the plastic mold.
9. Pour into mold and set aside to harden. Once you see the solid lotion pulled away from the sides of the mold, it can be unmolded.
 10. Let completely harden for about 24 hours before cutting into rectangles. Bars will be too soft if cut sooner.
 11. Place one rectangle in a 4 oz. shallow tin and label as desired.
 12. To Use: Rub lotion bar over skin - rub in any excess that might remain on the skin.

INCI INGREDIENT LABEL:

Beeswax, Cocos Nucifera (Coconut) Oil, Cannabis Sativa Seed Oil, Cannabis Sativa Seed Oil (and) Hydrogenated Vegetable Oil, Simmondsia Chinensis (Jojoba) Seed Oil, Goat Milk, Fragrance, Tocopherol

Handmade Magazine is not responsible for the products you create from our supplies. You alone are responsible for product and recipe testing to ensure compatibility and safety.

COLD PROCESS RECIPE: BASIL, SAGE & MINT GOAT MILK SOAP

Project Level: Advanced
Estimated Time: 1 Hour
Yields: 40-44oz. Loaf

WHAT YOU NEED:

- 10.64 Ounce(s) Water
- 3.77 Ounce(s) Sodium Hydroxide Flakes
- 12 Ounce(s) Crafters Choice™ Palm Oil
- 8 Ounce(s) Crafters Choice™ Castor Oil
- 6 Ounce(s) Crafters Choice™ Coconut Oil - 76° Melt
- 2 Ounce(s) Cocoa Butter - Refined & Deodorized
- 1 Ounce(s) Basil, Sage & Mint - EO & FO Blend 687
- 2 Tablespoon(s) Crafters Choice™ Goats Milk Powder
- 1 Teaspoon(s) Matte Woodland Green Pigment Powder
- 1 Teaspoon(s) Matte Teal Green Pigment Powder
- 1 Teaspoon(s) Matte White Pigment Powder - For Oil
- 1 Piece(s) Loaf - Regular Silicone Mold 1501
- Digital Scale
- Digital Thermometer
- Glass Pyrex Measuring Cup - Large (1)
- Glass Pyrex Measuring Cup - Small (2)
- Microwave
- Mixing Utensils
- Plastic Beakers (5)
- Spatula
- Stick Blender

DIRECTIONS:

1. This project and these instructions have been written for someone who has experience making soap and knows the potential dangers due to working with sodium hydroxide. It will not outline safety methods of working with dangerous chemicals, it is simply a soap recipe for advanced soapmakers.
2. Measure water and lye in separate containers. Very carefully, pour lye into water and stir until lye is dissolved.
3. Weigh oils and butter and place in microwave-safe glass measuring cup. Microwave on high until butter is melted. (Our oil was getting too hot and cocoa butter was not melting. We scooped the cocoa butter into a cup and heated until melted before adding back to the rest of the oils.)
4. Prepare colorants by taking 0.25oz. of oils and place in 3 of the beakers. Add the Matte Woodland Green to cup #1, Matte Teal Green to cup #2 and Matte White to cup #3. Stir well or use Mini Mixer to blend powders.
5. Prepare Goat Milk Powder by taking 0.5oz. of oils and placing in a beaker. Add 2 Tablespoons of Goat Milk Powder and stir well.
6. Measure fragrance oil and place in the last beaker.
7. When the oils and lye water mixture are around the same temperature (100°F), it is time to start soaping.
8. Place stick blender in the oils and tap it on the bottom of the bowl to "burp" it and release any air bubbles.
9. Pour the lye water over the shaft of the stick blender.



- Carefully blend your oils and lye water until the mixture comes to a very light trace. Slowly add the fragrance oil while stirring the soap with a spatula
10. In 2 separate measuring cups, pour about 5 oz. of traced soap into each. To the main pot, add the reserved oil that has been colored with white pigment and stir well. Pour into loaf mold and gently tap on the counter to release any air bubbles.
 11. Add the reserved oil that has been colored with Matte Woodland Green powder and add to the reserved soap in measuring cup #1. Use a clean spatula to mix well into soap.
 12. From about 12 inches above your mold, carefully pour this along the top left side of your loaf.
 13. Add the reserved oil that has been colored Matte Teal Green to the reserved soap in cup #2. Use a clean spatula to mix well into soap.
 14. From about 12 inches above the mold, carefully pour this along the top right side of the loaf.
 15. You can now play with the texture on the top, making it look like whipped cream, if you like. Allow soap to sit overnight uncovered, but carefully insulate the sides of the loaf with a towel.
 16. The next morning, carefully unmold the loaf and slice into 8 one-inch slices. Allow the bars to sit on a cooling rack for 4-6 week to cure fully.

INCI INGREDIENT LABEL:

Elaeis Guineensis (Palm) Oil, Water, Ricinus Communis (Castor) Seed Oil, Cocos Nucifera (Coconut) Oil, Sodium Hydroxide, Theobroma Cacao (Cocoa) Seed Butter, Fragrance, Goat Milk, Chromium Oxide, Chromium Hydroxide Green, Titanium Dioxide.

This project and these instructions have been written for someone who has experience making soap and knows the potential dangers due to working with sodium hydroxide. It will not outline safety methods of working with dangerous chemicals, it is simply a soap recipe for advanced soapmakers. Handmade Magazine is not responsible for the products you create from our supplies. You alone are responsible for product and recipe testing to ensure compatibility and safety.

FEATURE
MARKET FRESH
Citrus



FRESH CITRUS SCENTS



Lime Mint Fragrance Oil
 427

TREND: *Summer Citrus* **INSPIRED BY:** *Farmer's Markets*

A wide range of citrus scents from blood orange to yuzu are growing increasingly popular in large retail lines. Warm summer weather attracts customers to sweet scents like citrus and melon. Bright yellows, pinks, oranges and greens are eye-catching for your soaps, lotions and washes. Consider some of our favorite citrus fragrances like Orange Burst Fragrance Oil 343 and Pink Grapefruit Fragrance Oil 97.

WE SPOTTED THIS TREND
SUMMER CITRUS PRODUCTS IN RETAIL

Crisp citrus scents are in for the summer season.



Pink Grapefruit Soap
thebodyshop.com



Bohemian Lemon Soap
lushusa.com



Tuscan Blood Orange Natural Soap
Pacifica • ulta.com

RECIPES FOR THIS TREND
SUMMER CITRUS RECIPES IN THIS ISSUE

Inspired by summer citrus trends in retail.




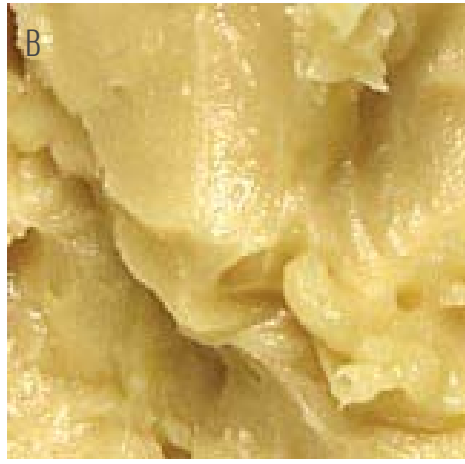
Luscious Lemon Hand/Body Cream
Page 18



Citrus Sunset Soap Loaf
Page 19



Summer Citrus Potpourri
Page 20



CITRUS FEATURED INGREDIENTS:

A. Yuzu Fragrance Oil 537

B. Lemon Butter Blend

C. Blood Orange & Goji Fragrance 805

D. Citrus Orange Liquid Color

E. Lemon EO- Certified 100% Pure


F. Lemon Powder

G. Orange (Sweet) EO - 134

H. Lemon Seed & Parsley Fragrance

I. Orange Peel Pieces - Botanical

J. Grapefruit Fragrance Oil 114



WHIPPED LOTION RECIPE: LUSCIOUS LEMON HAND/BODY CREAM

Welcome summer with this wonderful smelling, moisturizing and skin-softening hand and body cream. This Lemon Butter Blend with Evening Primrose and Rose Hip Seed Oils, is sure to please your skin and your senses as well!

Project Level: Intermediate

Estimated Time: 1 Hour

Yields: (9) 4oz Jars

WHAT YOU NEED:

- 24 Ounce(s) Distilled Water
- 5 Ounce(s) Crafters Choice™ Lemon Butter Blend
- 3.2 Ounce(s) Emulsifying Wax - Soft & Silky
- 2.5 Ounce(s) Crafters Choice™ Evening Primrose Oil
- 2.5 Ounce(s) Crafters Choice™ Rose Hip Seed Oil
- 2.5 Ounce(s) Crafters Choice™ Stearic Acid
- 1.5 Ounce(s) Crafters Choice™ Isopropyl Myristate
- 0.66 Ounce(s) Optiphen Plus
- 0.5 Ounce(s) Crafters Choice™ Vitamin E Natural T-50
- 14 ml(s) Lemon EO- Certified 100% Pure 140
- 9 Piece(s) 4 oz Clear Heavy Wall Plastic Jar - 70/400
- 9 Piece(s) 70/400 White Dome Top Cap - F217 Liner
- Beaker - Natural Polypropylene
- Digital Scale
- Hand Mixer
- Large Glass Bowl
- Microwave
- Plastic Dropper
- Spatula

DIRECTIONS:

1. NOTE: If you are making these products for sale, good manufacturing practices recommend you wear a hairnet, glove and a mask. We also recommend a clean apron.
2. In a large glass mixing bowl, add 24 oz. of water.
3. To the water, add the stearic acid and emulsifying wax.
4. Place bowl in microwave and heat until stearic acid and emulsifying wax are completely melted. Microwave for 3 minutes. If stearic and e-wax are not melted, microwave for another minute. This may need to be repeated until ingredients are completely melted.
5. Water will be cloudy when ingredients have completely melted.
6. To the water mixture, add in the Lemon Butter Blend, Evening Primrose Oil and Rose Hip Seed Oil. Gently stir to allow the butter to soften a little in the warm water.
7. Using a hand mixer, begin to blend. Continue blending until the mixture starts to thicken. This may take several minutes.



8. Add Vitamin E, Isopropyl Myristate and Lemon Essential Oil. Continue blending.
9. Check temperature to be sure it is under 176°F. Adding the Optiphen Plus at a higher temperature will inactivate the preservative.
10. Add Optiphen Plus and blend thoroughly for an additional 30 seconds.
11. Using a spatula, scoop 4 oz. of cream into each jar. The cream will thicken a little after cooling.
12. Let the cream completely cool before capping so that condensation does not form inside the jar.
13. Label product accordingly.

INCI INGREDIENT LABEL:

Water, Prunus Amygdalus Dulcis (Sweet Almond) Oil and Citrus Limon (Lemon) Peel Oil and Citrus Limon (Lemon) Peel Wax and Hydrogenated Vegetable Oil, Cetearyl Alcohol (and) Cetearith-20, Oenothera Biennis (Evening Primrose) Oil, Rosa Moschata Seed Oil, Stearic Acid, Isopropyl Myristate, Phenoxyethanol (and) Caprylyl Glycol (and) Sorbic Acid, Tocopherol, Citrus Medica limonum (Lemon) Peel Oil.

Handmade Magazine is not responsible for the products you create from our supplies. You alone are responsible for product and recipe testing to ensure compatibility and safety.

MP SOAP RECIPE: CITRUS SUNSET LOAF

Project Level: Intermediate
Estimated Time: 1 Hour
Yields: (8) 5.5 oz Bars

WHAT YOU NEED:

- 30 Ounce(s) Detergent Free 3 Butter Soap - 2 lb Tray
- 15 Ounce(s) Extra Clear MP Soap Base - 2 lb Tray
- 1.08 Ounce(s) Blood Orange & Goji Fragrance Oil 805
- 1 Teaspoon(s) Red Orange Oil Locking Mica Shimmer
- 1/2 Teaspoon(s) Crafters Choice™ Red Orange Glitter
- 1 Tablespoon(s) European Spa Salt - Medium Grain
- 3.5 Teaspoon(s) Crafters Choice™ Glycerin - Natural
- 1 Piece(s) Loaf - Regular Silicone Mold 1501
- Beaker - Natural Polypropylene
- Digital Scale
- Dropper - 1
- Glass Pyrex Cups
- Microwave
- Mini Mixer or Frother
- Mixing Spoons
- Plastic Spray Bottle with Alcohol
- Soap Cutter
- Thermometer

DIRECTIONS:

1. NOTE: If you are making these products for sale, good manufacturing practices recommend you wear a hairnet, gloves and a mask. We also recommend a clean apron
2. Mix 2 teaspoons of glycerin and 1/2 teaspoon of red orange locking mica powder. Mix well with Mini-Mixer to blend powder into liquid. Set aside.
3. BOTTOM LAYER: Measure out 7.4 oz. of Extra Clear Soap and 3.6 oz. of Detergent Free Three Butter Soap. Cut into chunks and place in a large glass bowl. Heat in microwave for 30 seconds. Remove and stir. If necessary continue in 20 second intervals until all soap has melted.
4. Add the color mixture into the melted soap. Add 8 ml. of fragrance oil and stir to blend in. Pour soap into loaf mold and spritz soap with rubbing alcohol. Let soap harden.
5. Mix 1 tsp. of glycerin and 1/4 tsp. red orange oil locking mica and blend well with mini-mixer. Set aside.
6. Weigh 3.6 oz. Extra Clear soap and 7.4 oz. Detergent Free Three Butter Soap. Again, cut into chunks and heat in microwave until melted.
7. Add color mixture into the melted soap and add 8 ml. of the fragrance using the dropper. Stir to blend in.
8. Spritz the solid layer of soap well with rubbing alcohol. When soap temperature is at or below 130°F, pour second layer into mold. Spritz with alcohol and let harden.
9. Mix 1/2 tsp. of glycerin and 1/8 tsp. of red orange locking mica powder. Mix well with mini-mixer and set aside.



10. Weigh 12 oz. of Three Butter Soap and cut into chunks. Heat in microwave until soap has completely melted.
11. Add color mixture into the melted soap and add 8 ml. of the fragrance using the dropper. Stir to blend in. Pour .5 oz. of this melted soap into a small container to use in next layer.
12. Spritz the solid layer of soap well with rubbing alcohol. When soap temperature is at or below 130°F, pour third layer into mold. Spritz with alcohol and let harden.
13. TOP LAYER: Weigh 11oz. Three Butter Soap. Add reserved .5oz. soap from previous layer and heat in microwave until melted. Add 8ml. of fragrance to this layer and stir.
14. As above, check soap temperature, spritz layer of soap with alcohol and pour final layer into mold. Let soap harden.
15. Mix 1 Tbsp. Spa Salts and 1/2 tsp. red orange glitter. Melt .5oz. of clear soap. Spritz top layer with alcohol and drizzle melted soap over top of loaf. Immediately sprinkle salt mixture over and let harden.

INCI INGREDIENT LABEL:

Sodium Cocoate, Propylene Glycol, Sodium Stearate, Glycerin, Water, Sorbitol, Butyrospermum Parkii (Shea) Seed Butter, Mangifera Indica (Mango) Seed Butter, Theobroma Cacao (Cocoa) Seed Butter, Sodium Laureth Sulfate, Sodium Myristate, Sodium Cocoyl Isethionate, Fragrance, Titanium Dioxide, Spa Salts, Mica (and) Titanium Dioxide (and) Red 7 Lake (and) Hydrogenated Polyisobutene (and) Palmitic Acid (and) Phenoxyethanol (and) Benzoic Acid, Polyethylene Terephthalate, Polyurethane 33.

Handmade Magazine is not responsible for the products you create from our supplies. You alone are responsible for product and recipe testing to ensure compatibility and safety.

ROOM SCENT RECIPE: SUMMER CITRUS POTPOURRI

The sweet smell of orange will make any room smell refreshing. Pour into a bowl for potpourri or leave in bag and use as a drawer sachet or car freshener.

Project Level: Easy
Estimated Time: 2 Hours
Yields: 6 cups

WHAT YOU NEED:

- 4 Ounce(s) Crafters Choice™ Hibiscus Flowers
- 4 Ounce(s) Orange Peel Pieces - Botanical
- 4 Ounce(s) White Willow Bark - Botanical
- 2 Tablespoon(s) Crafters Choice™ Benzoin Powder
- 1 Teaspoon(s) Orange EO - Certified 100% Pure 602
- 8 Piece(s) Muslin Drawstring Bags - Traditional 4 x 6
- Large Glass Bowl
- Large Ziploc Bag
- Measuring Cups and Spoons
- Mixing Spoon
- Small Glass Bowl

DIRECTIONS:

1. NOTE: If you are making these products for sale, good manufacturing practices recommend you wear a hairnet and gloves.
2. In a small glass bowl, mix 2 Tablespoons of Benzoin Powder with 1 teaspoon of Orange (15X Clear) Essential oil. Allow the essential oil to penetrate the Benzoin for 2-3 hours.
3. In a large glass bowl, mix Hibiscus Flowers, Orange Peel Pieces and White Willow Bark.
4. After the essential oil has been absorbed into the Benzoin Powder, mix this oil into the dry botanicals. If the fragrance is not strong enough, add a few more drops directly into the mixture.
5. Put potpourri into a large Ziploc bag for 3-4 days, shaking bag daily to blend fragrance with botanicals.
6. After this is well blended, the product is ready to be packaged.
7. Add approximately 3/4 cup of potpourri to the 8 muslin drawstring bags. The product is now ready for sale.



INCI INGREDIENT LABEL:

Hibiscus Sabdariffa Flower, Citrus Aurantium Dulcis Peel, Salix alba, Styrax Benzoin gum, Citrus Sinensis

Handmade Magazine is not responsible for the products you create from our supplies. You alone are responsible for product and recipe testing to ensure compatibility and safety.

CREATIVE TIPS FOR THIS RECIPE:

- Add different herbs and flowers to create a unique color scheme that will better match your home decor.
- Place a votive candle in small bowl and sprinkle the potpourri around it. This makes a perfect bathroom accent.
- Blood Orange Essential Oil, Ginger Orange Fragrance Oil or Orange Clove Fragrance Oil would work well in this recipe also.

EXFOLIATING SCRUB RECIPE: SHEA BUTTER SALT SCRUB

This gentle exfoliant will help remove dead skin while it refreshes and brightens leaving your skin renewed and moisturized.

Project Level: Easy
Estimated Time: 1/2 Hour
Yields: (10) 4 oz Jars

WHAT YOU NEED:

- 16 Ounce(s) CC Shea Butter - Liquid, Refined
- 4 Cup(s) CC European Spa Salt - Fine Grain
- 4 Ounce(s) Crafters Choice™ Grape Seed Oil
- 20 ml(s) Grapefruit (Pink) EO - Certified 100% Pure 141
- 10 ml(s) Crafters Choice™ Vitamin E Natural T-90
- 10 Piece(s) 4 oz Clear Heavy Wall Plastic Jar - 70/400
- 10 Piece(s) 70/400 Silver Metal Basic Top Cap - Liner
- Digital Scale
- Droppers - Plastic
- Large Glass Bowl
- Measuring Cups and Spoons
- Wire Whisk

DIRECTIONS:

1. NOTE: If you are making these products for sale, good manufacturing practices recommend you wear a hairnet, gloves and a mask. We also recommend a clean apron.
2. In large glass bowl, empty bottle of liquid shea butter. If product is too thick, place in hot water for 15 min. This should liquify product enough to pour.
3. To shea butter, add 4 cups of European Spa Salts. Gently stir with wire whisk.
4. Add 4 oz Grape Seed Oil and blend.
5. Add 20 ml (4 teaspoons) Pink Grapefruit Essential Oil and 10 ml (2 teaspoons) of Vitamin E oil.
6. Blend thoroughly with wire whisk until all ingredients are mixed in.
7. To fill, place jar on scale and tare to zero. Fill jar to 4 oz. Continue until all jars are filled.
8. Stir product in bowl after filling each jar. This will ensure all ingredients are well blended.
9. Put lids on jars and label accordingly.
10. NOTE: This is an oil scrub and will be very slippery when used in tub or shower. Be sure to put warning on label if selling. Do not use if skin has any cuts or open wounds as the salt will sting.
11. NOTE: Oil will separate from salts in jar. Be sure to mix product before each use.
12. NOTE: This product does not contain a preservative. If using in shower, use a scoop and keep away from water.





INCI INGREDIENT LABEL:

Sea salt, Butyrospermum Parkii (Shea Butter), Vitis Vinifera (Grape) Seed Oil, Citrus Grandis (Grapefruit) Peel Oil, Tocopherol

Handmade Magazine is not responsible for the products you create from our supplies. You alone are responsible for product and recipe testing to ensure compatibility and safety.

CREATIVE TIPS FOR THIS RECIPE:

- Substitute grape seed oil with Castor Oil, Coconut Fractionated or another clear oil. It will help lighten the overall color of the product. This way you can use different fragrance oils, in different colors.
- Package along with a scoop to help prevent water contamination when the product is used.





NATURAL COLORANTS

NATURAL POWDERS & CLAYS

- A. Alfalfa Powder
- B. Beet Root Powder
- C. Rose Kaolin Clay
- D. Black Walnut Powder
- E. Pumpkin Illite Clay
- F. Tan Illite Clay
- G. Orange Powder
- H. Orange Illite Clay
- I. Sea Clay

ADDITIONAL PRODUCTS [NOT PICTURED]

- Carrot Powder
- Cornsilk Powder
- Fig Powder
- Grape Seed Powder
- Maddar Root Powder
- Paprika Powder
- Pumpkin Powder



COLD PROCESS SOAP RECIPE: HONEY, OATMEAL & BANANA GOAT MILK LOAF

This wholesome sounding soap recipe lends a twist to your classic oatmeal, milk and honey soap by incorporating a bit of ripe banana and an oatmeal stout fragrance oil into the mix. Using locally sourced raw honey will add that extra little touch your customers are looking for when they "Buy Local."

WHAT YOU NEED:

5.4 oz. Crafter's Choice™ Babassu Oil
1.8 oz. CC Cocoa Butter - Refined & Deodorized (Ultra White)
9 oz. Crafter's Choice™ Coconut Oil - 76° Melt
5.4 oz. Crafter's Choice™ Hemp Seed Oil - Natural
9 oz. Crafter's Choice™ Olive Oil - Pomace
3.6 oz. Sesame Seed Oil
1.8 oz. CC Shea Butter - High Melt, Ultra Refined

5.1 oz. Crafter's Choice™ Sodium Hydroxide Flakes
10 oz. Distilled Water

2 Tablespoon Crafter's Choice™ Goats Milk Powder
3 Tablespoons Crafter's Choice™ Oat Scrub
2 Tablespoons Local Honey
2 Tablespoons Ripe Banana, Pureed
2 oz. Crafter's Choice™ Oatmeal Stout Fragrance Oil 627

DIRECTIONS:

Prepare your lye-water by weighing out the lye and water and slowly pouring the lye into the water. Mix until the lye dissolves and set aside to cool.

Weigh out the babassu oil, cocoa butter, coconut oil, hemp seed oil, olive oil, sesame seed oil and shea butter and combine in a stainless steel pot. Heat over medium heat on the stove until all ingredients have melted, then remove from heat and set aside to cool to about 85 degrees F.

Once the soapmaking oils have cooled, measure out the goat milk, oatmeal, honey and ripe banana and mix into the oils using a stick blender until well incorporated.

Now pour the lye-water into the pot and mix until you reach a light trace, add the fragrance oil and continue mixing until soap traces fully.

Pour into your prepared mold and cover. Allow to set overnight for 24 hours, then unmold and cut into bars. Allow to cure 3-6 weeks then package and label as desired.

This project and these instructions have been written for someone who has experience making soap and knows the potential dangers due to working with sodium hydroxide. It will not outline safety methods of working with dangerous chemicals, it is simply a soap recipe for advanced soapmakers. Handmade Magazine is not responsible for the products you create from our supplies. You alone are responsible for product and recipe testing to ensure compatibility and safety.



BARLEY HOUSE SCENTS

CRAFTERS CHOICE™ OATMEAL STOUT FRAGRANCE 627

A hearty blend of fresh oats highlighted with nuances of orange, deep roasted barley and fresh barley.



This recipe was formulated and contributed by Rebecca D. Dillon of Rebecca's Soap Delicatessen (<http://www.soapdelicatessen.com>) who has been making soap for over a decade and crafting since she was old enough to hold a crayon. In addition to making soap, Rebecca also blogs for Soap Deli News (<http://soapdelinews.com>) where she shares her other DIY projects, inspirations and fabulous handmade finds with readers.

COLD PROCESS SOAP RECIPE: LIME IN 'DA COCONUT LOAF

WHAT YOU NEED:

6.48 oz. Water or Coconut Milk
3.9 oz. Crafters Choice™ Sodium Hydroxide Flakes
7 oz. Crafters Choice™ Olive Oil - Extra Virgin
7 oz. Crafters Choice™ Sunflower Oil - Refined
8.4 oz. Crafters Choice™ Coconut Oil - 76° Melt
2.8 oz. Crafters Choice™ Avocado Oil
2.8 oz. Crafters Choice™ Kokum Butter
1.2 oz. Crafters Choice™ Coconut Lime Verbena*
Fragrance Oil 92
½ Cup Shredded Coconut
1 Tbsp. Crafters Choice™ Matte White Pigment Powder -
For Water mixed with 1 oz. Water
2 tsp. Crafters Choice™ Green Oil Locking Mica Shimmer

(This recipe fills one Crafters Choice™ Loaf - Regular Silicone Mold 1501)

DIRECTIONS:

Start by preparing lye water. Add lye to water and stir. Set aside.

Mix titanium dioxide with water in cup and set aside. Mix mica with 2 Tbsp. of reserved oils from recipe in cup and set aside.

Melt coconut oil and kokum butter. Once melted add liquid oils and stir again. At desired temperature for oils and water (between room temperature and 110F recommended), add lye solution to oils and bring to very thin, light trace.

Pour off one to two cups of soap and mix in green mica. In soap pot, mix in fragrance and titanium dioxide mixture and stir well.

Next, pour white soap into mold. Then pour green soap into mold in a back-and-forth manner, letting soap run lengthwise. (Note: the higher you hold the soap while pouring, the deeper it will run into the mold. Leave as is or swirl by inserting wooden skewer or wooden craft stick into corner of the mold and create circle motions throughout the soap.) Sprinkle with shredded coconut.

Let sit overnight covered with plastic wrap to prevent soda ash. Release and unmold. Cure for 4 weeks before use.

This project and these instructions have been written for someone who has experience making soap and knows the potential dangers due to working with sodium hydroxide. It will not outline safety methods of working with dangerous chemicals, it is simply a soap recipe for advanced soapmakers. Handmade eMagazine is not responsible for the products you create from our supplies. You alone are responsible for product and recipe testing to ensure compatibility and safety.



CITRUS SCENT

CRAFTERS CHOICE™ COCONUT LIME VERBENA* FRAGRANCE OIL 92

A tantalizing fusion of fresh coconut, lime & invigorating verbena soothed by luscious vanilla. *Compare our fragrance to Bath and Body Works.



Marla Bosworth is the CEO and President of Back Porch Soap Company in Jackson Hole, Wyoming. Her company retails, wholesales and offers private label bath and body products to resorts, boutiques and upscale stores worldwide. Marla conducts seminars on how to formulate soaps and natural skin care products as well as entrepreneurial classes in New York City, Boston, California and Jackson Hole, Wyoming. www.backporchsoap.com

COLD PROCESS SOAP RECIPE: SWEET TOMATO & BASIL LOAF

WHAT YOU NEED:

6.5 oz. Fresh Pureed Tomatoes (Must Be Completely Pureed With No Remaining Skins)
3.97 oz. Crafters Choice™ Sodium Hydroxide Flakes
1 tsp. Crafters Choice™ Sugar - White Granulated Sugar
14 oz. Crafters Choice™ Olive Oil - Extra Virgin
2.8 oz. Crafters Choice™ Sweet Almond Oil - Refined
8.4 oz. Crafters Choice™ Coconut Oil - 76° Melt
2.8 oz. Crafters Choice™ Shea Butter - Natural
4 oz. Crafters Choice™ Tomato* Fragrance Oil 431
2 tsp. Crafters Choice™ Basil Powder
2 tsp. Crafters Choice™ Matte Americana Red Oxide Pigment Powder

(This recipe fills one Crafters Choice™ Loaf - Regular Silicone Mold 1501)

DIRECTIONS:

Carefully add lye to juice and stir. Sprinkle in sugar and stir again. Next, melt coconut oil and shea butter. Remove from heat and stir in liquid oils.

Remove 1 oz. of melted oils from soap pot and add to cup. Mix in red oxide until well dispersed.

At desired temperature for oils and water (between room temperature and 110F recommended), add lye solution to oils and bring to very thin, light trace. Remove one cup of soap and add red oxide and oil mixture. Stick-blend if needed to disperse the color. Then add to main pot and incorporate well.

Stir in fragrance oil and dried basil. Pour into mold.

Let sit overnight covered with plastic wrap to prevent soda ash. Cut into bars. Cure for 4 weeks before use.




GARDEN FRESH SCENT

CRAFTERS CHOICE™ TOMATO* FRAGRANCE 431

This garden-fresh fragrance smells like a fresh tomato - it's light, fresh, airy and herbaceous.

*Compare our fragrance to Bath and Body Works.

This project and these instructions have been written for someone who has experience making soap and knows the potential dangers due to working with sodium hydroxide. It will not outline safety methods of working with dangerous chemicals, it is simply a soap recipe for advanced soapmakers. Handmade eMagazine is not responsible for the products you create from our supplies. You alone are responsible for product and recipe testing to ensure compatibility and safety.



Marla Bosworth is the CEO and President of Back Porch Soap Company in Jackson Hole, Wyoming. Her company retails, wholesales and offers private label bath and body products to resorts, boutiques and upscale stores worldwide. Marla conducts seminars on to formulate soaps and natural skincare products as well as entrepreneurial classes in New York City, Boston, California and Jackson Hole, Wyoming. www.backporchsoap.com

ONE-STOP SHOPPING

WE HAVE EVERYTHING YOU NEED AND FREE SHIPPING*.

www.WholesaleSuppliesPlus.com

 <p>WHOLESALE SUPPLIES PLUS</p>	 <p>SOAP MAKING MOLDS</p>	 <p>COSMETIC COLORS</p>	<p>READY TO USE LOTION BASES</p> 
<p>FIXED OILS</p>			
	 <p>BUTTERS</p>	<p>FREE RECIPES</p> 	<p>FRAGRANCE & ESSENTIAL OILS</p>
 <p>TOOLS & SUPPLIES</p>	<p>SUPPORT LOCAL ARTISANS BUY HANDMADE</p> 		
 <p>PACKAGING</p>	 <p>SODIUM HYDROXIDE</p>	<p>BATH SALTS</p> 	 <p>LIQUID SOAP BASES</p>

RETHINKING REJECTION: IS IT REALLY ABOUT YOU?

By Marla Tabaka

What better way to spend a glorious Saturday morning than strolling through your local Farmer's Market or craft show? There's such an uplifting sense of carefree energy in the air. But for many of the artists and crafters who have poured their creativity and precious time into their wares, it's anything but carefree.

Rejection. It's hardly suitable that one simple word can sum up the greatest fears and difficult emotions faced by many gifted artists. Artists naturally view their work as an extension of themselves, and once rejected it can feel like a very personal assault.

As crowds continue to flow steadily past your table and individuals handle your work, only to leave it behind, the mounting sense of rejection can lead to anxious thoughts. It's easy to fall down that rabbit hole, isn't it?

So what's an artist to do? On one hand you understand the impossible odds of everyone falling in love with your work. On the other hand your work represents a part of your very being, so how could they not love it?

Begin by accepting that not everyone is your perfect prospect. The people who choose to take home a piece of your art must fully appreciate and savor it. Just as you can't be friends with everyone, not everyone is a suitable prospect to take home a piece of your art.

Here are a few things you can do to boost your confidence and shift your perspective on what you view as rejection. Your mindset is a masterful work in progress. Shape and mold it into a positive state and you'll have better results when you display your work, and a lot more fun too!

UNDERSTAND THAT YOUR ART IS WHAT YOU DO, NOT WHO YOU ARE.

Since so much of your personal vision and creativity go into your work it may be difficult to separate yourself from it. Your work is not who you are. You have values, dreams, likes and dislikes. You may be a parent, sibling, spouse, son or daughter. You are probably a friend and confidant. Understand what is important to you outside of your work. This is key to the success of even our greatest leaders. Who are you aside from your art?

REFRAME REJECTION.

You do not know what people are thinking as they view your work. I am certainly guilty of admiring beautiful art, clothing, and jewelry only to walk away empty-handed. It



doesn't mean that I don't want to take it home with me; it means that the time is not right, I don't have the space to display it, or it doesn't fit into my life at the time. Remember that this has more to do with the other person than it does with you or your art. It is not about you! And for those who pay no attention to your display—well, people have different taste, needs, and financial resources and that's ok too.

CHECK YOUR THOUGHTS.

Some psychologists say as much as 90% of self-talk is negative. Track your daily thought patterns. Do you criticize yourself much? Do you have a negative view on the future? Do you replay old nagging thoughts based on past events? Use affirmations in the present tense to begin to erase these patterns and replace your thoughts with more positive, uplifting beliefs. Soon, you will notice a change in your environment and things will begin to look up. If affirmations aren't powerful enough for you try a powerful method called The Emotional Freedom Techniques. I refer to this as my secret weapon and have helped countless clients shed their limiting beliefs to achieve happiness and outrageous success.

Don't ever allow another person to determine how you feel about yourself. Only you have that right. Make empowering choices and enjoy your work from beginning to end!



Internationally known success coach and Inc. Magazine author Marla Tabaka helps entrepreneurs get what they want—personal and financial success. Her integrative approach to coaching combines mindset management and strategic planning, delivering results that have taken many of her clients well into the millions. If you would like to work with Marla contact her at Marla@MarlaTabaka.com

BUSINESS ARTICLE:

FORMULATING WITH LIME AND OTHER CITRUS FRUITS

By Allison B. Kontur

Lime juice, peel and oil are generally considered safe to consume in food amounts. Few reported side effects, including photosensitivity, headaches, diarrhea and dental effects, have been noted in case reports and clinical studies. Lime has GRAS (generally recognized as safe) status for use in foods in the United States.

Dr. Scott Flugman, of Huntington Hospital in New York, reports in the Archives of Dermatology [1] that a substance in lime juice, if left on the skin in the sun, can cause the skin to become discolored, as if stung by jellyfish or poison ivy with marks that can last for months. This substance, called psoralen, makes the skin more sensitive to the effects of a wavelength of ultraviolet light known as UV-A. Psoralen is commonly used as treatment for skin issues such as vitiligo, psoriasis and eczema. [2]

Skin discoloration due to psoralen is common in drinkers of Mexican beers, particularly Corona, which are typically served with a lime slice wedged into the top of the bottle. The drinker then shoves the lime into the bottle and holds his or her thumb over the bottle's mouth while turning the bottle over to mix in the juice. However, the beer's carbonation can spray lime juice and beer all over the skin. Add a sunny environment like a beach or swimming pool and UV-A rays from the sun can quickly cause blistering, rashes and temporary discoloration.

Applicable parts of lime in skin care products include the peel, fruit, and juice. Lime pericarp, or the lime fruit, including skin and pulp, contains an essential oil (7%), whose main components are citral, limonene, α -pinene, and fenchone (up to 15%). Lime oil has also been documented to contain oxypeucedanin, a phototoxic compound. Further aromatic compounds are terpineol, bisabolene and other terpenoids. The fresh juice of acid limes averages approximately 7.7% citric acid and 0.3% invert sugar. The peel, or rind, contains a volatile oil including the terpene limonene and citral. [3]

Phototoxicity can occur after you apply an essential oil topically and then add sun exposure. This happens most often with certain citrus oils, such as bergamot, lemon, lime, orange as well as with other herbs such as angelica. For example, if you spray yourself with a solution such as a body mist containing citrus essential oil and then lie out in the sun or in a tanning bed, you will most likely get a sunburn or even deeper burns. [4]

Lime and other citrus oils are popular ingredients in summer



skin care products. Distilled lime oil is often considered non-irritating, non-sensitizing and non-phototoxic to human skin, but expressed or cold-pressed lime oil and lime peel may cause phototoxic skin reactions. It is important to recognize the limitations of usage, especially in products intended for use in the sunny months of summer. Alternatives such as distilled lime oil, lime peel powder or fragrance oils designed to mimic the scent of limes are widely available and help reduce the risk of skin discoloration and photosensitivity. Manufacturers using any variety of citrus essential oils should provide a warning and caution statement on the product label - per FDA guidelines - advising that sun exposure should be avoided while using the product. [5]

References:

1. Flugman SL. Mexican Beer Dermatitis: A Unique Variant of Lime Phytophotodermatitis Attributable to Contemporary Beer-Drinking Practices. Arch Dermatol. 2010;146(10):1194-1195. doi:10.1001/archdermatol.2010.297
2. Chuan MT, Tsai YJ, Wu MC. Effectiveness of psoralen photochemotherapy for vitiligo. Journal of the Formosan Medical Assoc. 1999 May;98(5):335-40.
3. Vasudeva N and Sharma T: Chemical Composition and Antimicrobial Activity of Essential Oil of Citrus limettioides Tanaka. Journal of Pharmaceutical Technology and Drug Research 2012, 1: <http://dx.doi.org/10.7243/2050-120X-1-2>
4. Epstein JH. Phototoxicity and photoallergy. Seminars in Cutaneous Medical Surgery. 1999 Dec;18(4):274-84.
5. <http://www.fda.gov/Cosmetics/Labeling/Regulations/default.htm>



Allison B. Kontur is an inventive scientist and educator specializing in natural cosmetic formulation and short-run, private label skincare. Since 2005, she has worked as chief cosmetic formulator, business consultant and CEO of various skin care companies.

Allison is the co-founder of AliMar, LLC, (www.alimarlabs.com) a private label manufacturer specializing in ultra-low minimums, as well as co-founder of the Vegan skincare line, Sydni Monique (www.sydnimonique.com).

BUSINESS ARTICLE:

HOW TO GROW FROM THE ROAD

By Stephanie Taylor Christensen

Setting up a temporary presence at local's farmers markets, festivals and trade shows can be an inexpensive way to expand the amount of potential customer's you can reach—and allow you to revel in a little summer fun while you work! In fact with the many mobile tools that are now financially and operationally accessible to small business owners, there's no reason not to hit road as a means to grow your business this summer. Here's how.

TELL THE WORLD YOUR TRAVEL PLANS. Social media is the perfect marketing tool when you're conducting business from the road: Impact is immediate, inexpensive—and it can be highly targeted. Tell the customers you have—and want to reach—about your travel plans with an interesting blog "travel" journal that chronicles the events at which you'll exhibit, why you choose to have a presence there—and follows up with some interesting highlights of your experience at each event, both on a personal, and professional level. Not only might your blog entries help to boost your search engine relevance of people searching for the event, it can help boost your own website's search engine ranking if the event you mention chooses to republish your post—and link back to your site. Think strategically about when, what and how you'll communicate to generate interesting, relevant and "shareable" content, which may include incorporating videos, photos, contest and discounts.

MAKE NEW FRIENDS BEFORE YOUR EVENT. Social media is all about cross-promotion. When you post text or image updates on social media, include the event's hashtag (if they have one) and link to their social media account. Hopefully, they'll also share some of your updates with their audience of followers. When you receive the schedule of fellow exhibitors for an upcoming event, "like" and "follow" them on social media. Send a brief but friendly introduction letting them know that you'll be at the event, and would love to engage in some mutually beneficial social media exposure.

ENSURE THAT PAYMENT IS PROFESSIONAL. Convincing potential customers that you are a legitimate outfit that sells quality products and honors certain purchase policies in the case of product defects is an additional hurdle to conquer when you sell your goods at events. Though printing your website and phone number clearly on coupons, business cards, customer purchase receipts and shopping bags is one simple way to give customers peace of mind, accepting credit cards can help to overcome their hesitancy. If for some reason they are unhappy with your product, for example, they have the "extra protection" of disputing the charge with their creditor, who will conduct an investigation to determine if a "chargeback" is justified. Some of the more popular mobile payment processors that offer small business owners free and/or inexpensive devices that plug into a



smartphone or tablet jack, in addition to apps that function on both Android, and iOS platforms include Square, Intuit GoPayment, and Paypal Here. With any of these payment services, you can swipe and process customer credit card purchases from anywhere, equip multiple staffers manning your booth to do the same, and email customers a receipt on the spot.

Because processing fees, service commitments, and the time it takes to receive the money from you credit card sales vary greatly by payment processor, it's important that you conduct research based on the type and volume of transactions you anticipate. Beyond cost, remember there is great value to having technical support on the road, particularly when you're doing business at festivals and events held on weekends or evenings; confirm that the payment processor you select offers live customer support during non-traditional business hours, and how it functions in "spotty" wireless connections.

STRATEGIZE POWERFUL GIVEAWAYS. Investing money in trinkets like pens, stickers and fans can attract visitors to your booth, but most ultimately end up in the garbage. Establish an ROI based on the costs you'll incur to establish a mobile presence at events, and devise a competitive strategy to make the events worth your while. For example, you might focus on how to make a handful of your best products the star of every show: Provide them in the form of an attractively packaged free sample to capture customer interest—and price them to sell. You may never see many of the customers who snag your product at a steep discount again—but you may also reach a lucrative audience who become your best customers, and loyal brand ambassadors who sing your praises to others.



Stephanie Taylor Christensen is a former financial services marketer turned stay at home working mom, yoga instructor and freelance writer covering personal finance, small business, consumer issues, work-life balance and health/wellness topics for ForbesWoman, Minyanville, SheKnows, Mint, Intuit Small Business, Investopedia and several other online properties. She is also the founder of Wellness On Less and Om for Mom prenatal yoga. Stephanie wrote this feature article exclusively for Debbie May.com (www.DebbieMay.com), an organization dedicated to helping small businesses succeed.



BUSINESS ARTICLE:

PROTECTING BUSINESS SECRETS

By Geoffrey Michael

One of the keys to success in business is the ability to attract customers. While there are many ways to do this, it helps if you're offering products or services that beat the competition. This could be through better quality, lower prices, superior design, and greater innovation. Maintaining an edge requires that you keep your original ideas from being stolen by others who might profit from them.

MAINTAINING AN EDGE REQUIRES THAT YOU KEEP YOUR ORIGINAL IDEAS FROM BEING STOLEN

This article provides an overview of the various ways to protect your company's secrets. In an age where computer hacking and identity theft are commonplace, workplace security is more important than ever.

INTELLECTUAL PROPERTY

Intellectual property laws protect the rights of the creators of original

works and are designed to foster entrepreneurship and promote economic growth. It's far more likely that people will endure the risk associated with inventing and developing new things if they know that they'll directly benefit financially if they succeed. These laws cover everything from original works of art to scientific inventions and are focused in three areas:

- Patents – This is an exclusive property right granted to an inventor. It's legally enforceable until it expires or is extended. The enforcement period depends on the type of patent, but is typically 14-20 years in duration. A patent can be sold or transferred like any other property, usually for a fixed amount or future royalties.
- Copyrights – Copyrights protect all original works of authorship, to include: sheet music, books, newspapers, magazines, movies, videos, all forms of sound recordings, drawings, paintings, photographs, sculpture, dramatic renderings, and works of architecture. Copyrights are exclusive to the owner and most rights are enforceable for the life of the creator plus 70 years.
- Trademarks – Trademark registration protects your logo, symbol, name, or any other mark that is unique to your products or services. A great trademark instantly distinguishes one competitor from another, such as Nike's swoosh.

Your rights to use of the trademark are exclusive and extend for ten years. As long it remains in current use, you can renew it every ten years thereafter.

TRADE SECRETS

Trade secrets are not registered or disclosed to the government. The best way to prevent your company's trade secrets from disclosure is to do it yourself.

There are valid reasons for deciding not to patent a company secret. The details of a patent are disclosed to the world and your protection has an expiration date. After that, anyone can duplicate your idea and sell it. Trade secrets are never disclosed and never expire. So as long as you safeguard your secrets, you can benefit from them indefinitely to the exclusion of all others. Since its formula was never patented, Coca-Cola has been able to dominate its market for decades by keeping the ingredients secret.

NON-DISCLOSURE AGREEMENTS (NDA)

NDAs are a critical component of businesses that rely on others to manufacture their products. Even if you make everything yourself, there are often good reasons to ensure that your suppliers don't disclose the details of the raw materials they're selling you. A NDA is a contract that outlines the specific purpose and nature of the information to be shared between you

and any company or individual with whom you have business dealings that must remain private. The information could include product specifications, materials used, proprietary designs, customer details, and any other trade secrets that can't be disclosed.

The agreement contains provisions about how the information will be protected and how long those protections will remain in effect. Most NDAs are one-sided where only one of the parties to the agreement is disclosing information that must be protected. However, multilateral agreements are also executed where all the parties are sharing secrets with each other.

MARK THEM AS "PROPRIETARY" AND LOCK THEM UP.

SELF-PROTECTION

If you're a sole proprietor, that greatly simplifies the process of securing your secrets. Mark them as "proprietary" and lock them up. Make sure your computer has a firewall and virus protections, and change your login password frequently. Put documents through a commercial-quality shredder before disposing of them.

If you hire employees, have them sign NDAs and include a provision granting you the rights to any intellectual property they create while working for you. You can also impose a non-competition clause that kicks in if they leave your employment. Only give keys, combinations and passwords to those who absolutely need them, and change them all when an employee leaves.

Be careful of the information you put

on your website or catalog. While it's important to fully describe your products to promote sales, there's no reason to include details that might jeopardize a trade secret.

REMEDIES

Commercial trade secrets are protected by federal law. Violations of the Economic Espionage Act may result in fines and imprisonment, as well as the forfeiture of all property used to commit the crime and all moneys gained from it. A private cause of action is available in most states under the Uniform Trade Secrets Act. Available civil remedies include injunctions, as well as compensatory and punitive damages.

SUMMARY

Protecting business secrets is crucial to your success. If you don't, your ideas and products may be stolen by others looking to profit from them. The time and expense of obtaining a patent shouldn't deter you from going that route if you have a concept that's worth the investment. At a minimum, you should ensure that your secrets are not disclosed to anyone without a need to know. Then assure their secrecy by writing and executing a NDA that spells out exactly how your secrets must be used and protected.

It seems like every day there's another story in the news about a major company that's been hacked. The digital revolution has made it harder than ever to protect secrets, making it all the more critical that you do everything possible to keep your valued data safe. If needed, consult with a security expert who can advise you on the latest safeguards available. If you're considering patent or copyright protection, talk to an attorney who specializes in intellectual property.

This affordable, easy-to-use website can help you create what you need to help you succeed.

- Standard Web Templates
- E-Commerce Templates
- Graphic Design Services



Please Call to Place
Your Order:

800.908.7042



 Wholesale Supplies Plus

SOAP MAKING SUPPLIES FOR
CP AND MELT & POUR SOAP MAKERS

SHOP NOW >>

WWW.WHOLESALSUPPLIESPLUS.COM



Geoffrey Michael (www.geoffreymichael.pro) is a freelance writer specializing in business, marketing, personal finance, law, science, aviation, sports, entertainment, travel, and political analysis. He graduated from the United States Air Force Academy and is also licensed to practice law in California and New Hampshire. Geoffrey wrote this feature article exclusively for DebbieMay.com, an organization dedicated to helping small businesses succeed.



BUSINESS ARTICLE:

SOAP: ONE SIZE DOES NOT FIT ALL

By Catherine McGinnis

Your skin is as unique as your DNA; well it is your DNA. So it goes without saying that what might work for your skin type may not work for some else's. Yes, soap is a wash off product and does not penetrate the skin. However, some fatty acids have the ability to cleanse better than others thus removing the protective layer of oil on the surface of your skin. While others are mild cleansers which leave excess oil deposits leaving you feeling greasy.

A blended soap recipe is usually best. A combination of fatty acids can be customized to create a soap with desirable attributes. By understanding the properties of the oils you have control of the outcome. This is indispensable in formulating successful soap recipes. Let's take a look at some common oils in an effort to help you determine which is best for your skin; and your customer's.

COCONUT OIL.

Quite a unique type of oil, coconut oil is one of the few that is stable at high temperatures. During the saponification gel phase, the internal temperature of soap can exceed 220°F. This heat alters the structure of some oils but coconut oil withstands the heat with its beneficial qualities intact. In addition, coconut oil has a moderately long shelf life; two years on average.

With the addition of coconut oil to your recipe, you will notice that your soaps have increased lather, fluffy bubbles and hardness. Contrary to popular belief, coconut oil is not drying. It is actually a super cleanser. When used in skin care products, coconut oil is softening, moisturizing and conditioning. Not only is it great for customer's with hard water but it is also the only oil that will lather in sea water.

PALM OIL.

Although they come from the same plant, palm oil and palm kernel oil are not the same. Palm oil is made by pressing the middle layer of the palm fruit where palm kernel oil comes from the seed (kernel) of the nut. After milling, palm oil can be refined (white in color) or unrefined (reddish

orange in color). The only difference you will notice in your soaps is that the unrefined may leave a slight odor and color tint.

When used as a soap making ingredient, palm oil creates a hard, ultra cleansing, creamy and stable bar. Palm oil is relatively inexpensive to purchase and stores well for up to two years. Many akin the structural properties of palm oil to that of tallow (animal fat); making it an excellent alternative for vegan soap makers and customers alike.

OLIVE OIL.

With roots dating back to the ancient Syrians, olive oil has been a staple ingredient in Castile soap. It imparts a much loved smooth feeling to soaps as well as hardness. Large fluffy bubbles you will not get but rather a rich and stable lather. When used in skin care products, olive oil is hypoallergenic, highly moisturizing and conditioning. With its mild cleansing abilities, olive oil is ideal for nearly all skin types.

Olive oil has a relatively long shelf life, up to four years, which allows a soap maker piece of mind that soap made with olive oil will be virtually free from rancidity. Olive oil is graded in classes: Extra Virgin, Virgin, Refined and Pomace. All grades are suitable to use for soap making however Pomace contains the largest percentage of unsaponifiables. Meaning that it imparts inherent super-fattening properties to your soaps.

CASTOR OIL.

Derived from the castor bean, castor oil is categorized as a vegetable oil; although the taste deters us from cooking with it. Like coconut oil, castor oil is extremely stable at high temperatures. When used in soap making it will impart gigantic bubbles and moisture retention. The fatty acid composition of castor oil contains little to no soap hardening capabilities. Therefore, it should be used in soap formulations at a low percentage.

ADDITIONAL OILS.

You could certainly create an impressive soap using just coconut, palm, olive and castor oils. But you do have other options. Alternatives to coconut oil include palm kernel oil and babassu oil. Beef tallow is a suitable alternative to palm oil. Two of my favorite substitutes for olive oil are sunflower oil and rice bran oil. Unfortunately, there is no like alternative for castor oil. If substituting one oils for another in a recipe, be sure to run your formulation through a lye calculator.

These are just a small number of oils that you can adapt to your soap making formulas. Take advantage of abundance of fatty acids combinations. They are as unique as you and your skin.



Catherine McGinnis is the creative mind behind Soaping101. Catherine earned her MBA, Summa Cum Laude from MSU. With a background in marketing and a keen eye for design, soapmaking was a perfect fit. She founded newt+fig Soaps which soon gained a faithful following and led to requests for video tutorials. She now helps soapmakers sharpen their skills through free online classes. Soaping101.com

HANDMADE COSMETIC ALLIANCE

*Join Today and
Help Make a Difference!*

**"Supporting Over 260,000 Small Handmade Cosmetic
Microbusiness and the Communities They Serve"**

The Handmade Cosmetic Alliance is an alliance of artisans, business owners, cosmetic and soap makers from across the country that want to preserve the freedom to produce and sell handmade soap & cosmetics in the USA.

For More Information and to Get Involved,
Join for Free! HandmadeCosmeticAlliance.org



Crafter'sChoice® Are you a soap teacher?

Qualify to become a distributor of soap making supplies through Crafter's Choice and be eligible for special pricing. Ensure that your students are getting the very best supplies for the best prices.

Crafters-Choice.com



templateplace.com

This affordable, easy-to-use website can help you create what you need to help you succeed.

- Standard Web Templates
- E-Commerce Templates
- Graphic Design Services



Please Call to Place
Your Order:

800.908.7042



Wholesale Supplies Plus

HANDMADE COSMETIC & SOAP MAKING MATERIALS

One-Stop Supply Shop

- SOAP MAKING SUPPLIES
- BATH & BODY SUPPLIES
- STARTER KITS
- FRAGRANCE & ESSENTIAL OILS
- BOTTLES, TUBES, JARS, BAGS & BOXES
- GEAR FOR HANDMADE ARTISANS

www.WholesaleSuppliesPlus.com



PINEAPPLE

WE ARE PARTIAL TO PINEAPPLE

We can't help but love this tropical treat. It's a symbol of hospitality and can be used in so many markets!



A. Pineapple T-Shirt
Cynthia Rowley • nordstrom.com


B. Pineapple Stud Earrings
BubuRuby • etsy.com

C. Pineapple iPhone 5S Case
gilt.com

D. Pineapple Photo Album
urbanoutfitters.com

E. Pineapple Card Holder
anthropologie.com

F. Pineapple Lamp
zarahome.com



G. Matte Yellow Oxide Pigment Powder

H. Pineapple Fragrance Oil 315

I. Yellow Gold Sparkle Soap Color Bar

J. Pineapple Cilantro Fragrance Oil 788

JULY 2014 RETAIL TRENDS

WE GIVE THESE SUMMER TRENDS THE GREEN LIGHT



AVOCADO

A. Avobath
Skin Softening Soaker
lushusa.com

B. Avocado Cleansing Cream
TONYMOLY • urbanoutfitters.com

C. Avocado Body Wash & Lotion
crabtree-evelyn.com



D

E



F



LIME

D. Zesty Lime Shea Butter
L'OCCITANE • sephora.com

E. Lime & Cypress Liquid Soap
Cucina • surlatable.com

F. Lime Bar Soap
C.O. Bigelow • bigelowchemists.com

G



BASIL

G. Basil Daily Bar Soap
mrsmeyers.com

H. Basil & Cardamom Lip Balm
figandyarrow.com

I. Lime Basil & Mandarin Bath Oil
Jo Malone • nordstrom.com

H



I




A



E



F



B



BUBBLE UP!


INSPIRED BY OUR NEW BUBBLE BEAR BOTTLE

- A. 8 oz Clear Honey Bear Bottle
- B. Liquid Suspension Soap Base
- C. Bubble Gum* Fragrance 107
- D. Bubble Wash Pearlizer
- E. Crafters Choice™ Bubble Up
- F. Violet Purple Liquid Color
- G. Shower Gel - Crystal Clear
- H. Xanthan Gum - Clear Thickener
- I. Neon Tutti Frutti Dye Powder

G



H



D



ADDITIONAL PRODUCTS

[NOT PICTURED]

- Lathanol LAL Powder - aka: SLSa
- White Tea Extract - Water Sol.
- Calendula Extract - Water Sol.
- Carrot Seed Extract - Water Sol.
- Chamomile Extract - Water Sol.
- Bamboo Extract - Water Soluble



SHOW & TELL HIGHLIGHTS

Advertise Your Products



GOJI BERRY BLISS CP SOAP

Submitted by: Erin, KS



BAY ROSE & CLOVE
SHAMPOO/BODY BEER SOAP

Submitted by: Melanie, ME



ROMANCE TYPE BAR SOAP

Submitted by: Cyndi, CA



CARROT SEED CUTICLE OIL

Submitted by: Adriana, CA



DOLCE UVA SOLID PERFUME

Submitted by: Adriana, CA



HONEY ALMOND HONEYCOMB
MP BAR SOAP

Submitted by: Pat, WV

CUSTOMER SHOW & TELL PROGRAM Participate Today & Advertise Your Products

We understand that many people find our site and seek to buy handmade soaps and cosmetics. The WSP Show & Tell page is our way of connecting buyers with handmade artisan businesses. Participate today and show off your creations!

SUBMIT YOUR OWN PHOTO, OR SEND IN YOUR PRODUCT FOR A PHOTO SHOOT!

- WSP Customer Show & Tell is available to ALL customers.
- Show and Tell products submitted must be handmade with at least 3 products purchased at Wholesale Supplies Plus.
- Show and Tell products must be original and unique to the artisan submitting the product for display. No resale items.
- Platinum and Gold reward level customers are invited to participate in a free professional photography photo shoot. Professional photos will be used on the Show & Tell page. The customer will also have rights to use the photo on his/her own website or in marketing materials.
- Products submitted for the free professional photo shoot must be mailed to Wholesale Supplies Plus. Each product is required to have a completed informational sheet. To obtain a blank information sheet, go to <http://www.wholesalesuppliesplus.com/PDFs/ShowAndTellPermission.pdf>

LEARN MORE: <http://www.wholesalesuppliesplus.com/Show-And-Tell.aspx>




CRAFTER'S CHOICE®
ORANGE PEEL PIECES -
BOTANICAL

Q: Andrew Asked:

“Can orange peels be used in pet shampoo bases to help keep the ticks away?”

A: Christina Answered:

“The effect of the peel would not be strong enough to be considered a tick repellent. Also, they would very quickly gunk up the shampoo bottles and clog the opening (if you were using a flip or squeeze top).”



CRAFTER'S CHOICE®
BASIL POWDER

Q: Kimberly Asked:

“Can this be used in shower gel?”

A: WSP Staff Answered:

“Yes, all the natural powders can be added to any liquid soap base in small amounts. Larger amounts may clump and sink to the bottom of your product.”



CRAFTER'S CHOICE®
TOMATO POWDER

Q: Sarah Asked:

“Does this have a scent to it?”






A: WSP Staff Answered:

Good question! Yes, because they are natural powders, they will have a slight smell to them depending on what kind of powder it is. For instance, the Lemon powder has a slight smell of Lemon. The smell can easily be masked by a fragrance or essential oil in your recipe.

CONTEST
WINNERS

WHOLESALE SUPPLIES PLUS • JUNE 2014

\$50 GIFT CERTIFICATE	Chris - 71	Melissa - 75	Carrie - 39	Mariluz - 34
\$30 GIFT CERTIFICATE	Jessica - 57	Ramona - 66	Diana - 24	Toya - 32
\$15 GIFT CERTIFICATE	Ramona - 33	Debbie - 47	Kathryn & Sharie - 17	Alysa - 25
\$10 GIFT CERTIFICATE	Sonia - 25	Marcia - 29	Laura - 15	Janet - 25
\$5 GIFT CERTIFICATE	Belinda - 18	Toya - 19	Michelle - 14	Molly - 24

JULY 2014 • SALE CALENDAR						
SUN.	MON.	TUES.	WED.	THUR.	FRI.	SAT.
	JULY 7	ALL METAL TINS ON SALE - MONDAY, JULY 7th				
	JULY 14	CELLO BAGS, SHRINK BANDS & SOAP BOXES ON SALE - MONDAY, JULY 14th				
	JULY 21	PALM OIL ON SALE - MONDAY, JULY 21st				
	JULY 28	SHOWER GEL - CRYSTAL CLEAR ON SALE - MONDAY, JULY 28th				
	AUG 4	PREMIUM GOAT MILK MP SOAP 21b & 24lb ON SALE - MONDAY, AUGUST 4th				

One-Day Deals

FRAGRANCE OF THE MONTH

Crafters Choice™
COOL CITRUS BASIL 422

ON SALE IN JULY



WIN WIN \$50 GIFT CERTIFICATE FOR PARTICIPATING IN Q&A

Every week, our top contributors to WSP product Q&A will receive a gift certificate of \$50, \$30, \$15, \$10, and \$5 to WSP.

RECEIVE COUPONS FOR RATING PRODUCTS ON WSP

Every time you submit a product review on the WSP website, you will receive a coupon for that product that can be applied on your next order!



CRAFTER'S CHOICE®
ALL RUBBER DUCK TOYS

15% OFF Enter Code:
WSP-DUCKS
Exp. 7-31-14



CRAFTER'S CHOICE®
FRESH GINGER LIME* FRAGRANCE 130

15% OFF Enter Code:
WSP-1116
Exp. 7-31-14



CRAFTER'S CHOICE®
LUFFA POWDER

15% OFF Enter Code:
WSP-285
Exp. 7-31-14

Enter coupon code during checkout. Good for in stock, internet orders only. No rainchecks.

THIS TIME, WE *REALLY* RAISED THE BAR.



ACTUAL PRODUCT REVIEWS FROM SATISFIED SOAPERS

“ I love this melt and pour. It worked exactly as I thought it would...Great product! “

★★★★★ Basic Clear MP Soap Base
Customer Review - Pamela, 1/2014

“Quality is awesome! Skin is soft after use. Thanks again for such good quality and price!“

★★★★★ Basic MP Soap Base
Customer Review - Gohar, 6/2014

“Gives luxurious lather. Has great skin feel. Customers love the creaminess and feeling of moisturizing after.“

★★★★★ Basic MP Soap Base - Goat Milk
Customer Review - Dorothy, 7/2013

“This base was perfect for my melt and pour soaps and everyone who has tried it has been raving about it! “

★★★★★ Detergent Free Three Butter Soap
Customer Review - Lindsey, 2/2014

CRAFTER'S CHOICE® MELT & POUR SOAP BASES

DETERGENT FREE - BASIC - PREMIUM - SIGNATURE

OUR SOAP BASES ARE USED FOR HANDMADE SOAPMAKING. CHOOSE FROM DETERGENT FREE SOAP WITH NO SLS, LOW SWEAT GLYCERIN SOAP, GOAT MILK SOAP, HONEY SOAP, ALOE VERA SOAP, OLIVE OIL SOAP, HEMP OIL SOAP, AND SHEA BUTTER SOAP. ALL OF OUR SOAP BASES ARE PRODUCED IN THE USA!

DETERGENT FREE BASES

Traditional soap that does not contain synthetic detergents or parabens. Excellent skincare performance with 100% of the lather produced from saponification of natural oils. **Aloe & Olive Oil, Baby Buttermilk, Clear, Coconut Milk, Goat Milk, Hemp, Honey, Shea Butter, Three Butter, White**

2lb Tray Pricing

\$5.95 for 2 lb
\$59.95 for 24 lb
\$115.95 for 48 lb
\$500.95 for 240 lb
\$1900.95 for 960 lb*
\$3220.95 for 1728 lb*

24lb Big Block Pricing

\$48.95 for 1 Case (24 lb)
\$95.95 for 2 Case (48 lb)
\$415.95 for 10 Case (240 lb)
\$1550.95 for 40 Case (960 lb)*
\$3100.95 for 84 Case (2,016 lb)*

BASIC BASES

Very popular bases, ideal for price sensitive shoppers. Formulated with a smaller percentage of foam boosting additives which results in a beautiful creamy lather. **Clear, Goat Milk, White**

2lb Tray Pricing

\$5.95 for 2 lb
\$61.95 for 24 lb
\$120.95 for 48 lb
\$520.95 for 240 lb
\$1975.95 for 960 lb*
\$3350.95 for 1728 lb*

24lb Big Block Pricing

\$53.95 for 1 Case (24 lb)
\$103.95 for 2 Case (48 lb)
\$450.95 for 10 Case (240 lb)
\$1800.95 for 40 Case (960 lb)*
\$3360.95 for 84 Case (2,016 lb)*

PREMIUM BASES

Commonly referred to as the "best of the best" in the industry. High lather ingredients resulting in exceptional skin care performance. **Aloe & Olive Oil, Extra Clear, Goat Milk, Clear & White, Shea Butter, Ultra White**

2lb Tray Pricing

\$5.95 for 2 lb
\$67.95 for 24 lb
\$134.95 for 48 lb
\$576.95 for 240 lb
\$2200.95 for 960 lb*
\$3800.95 for 1728 lb*

24lb Big Block Pricing

\$59.95 for 1 Case (24 lb)
\$117.95 for 2 Case (48 lb)
\$520.95 for 10 Case (240 lb)
\$1950.95 for 40 Case (960 lb)*
\$3800.95 for 84 Case (2,016 lb)*

SIGNATURE BASES

Used to produce soap for some of the largest retail establishments. Made with tight ingredient specifications while using unique processes that optimize performance. **Crystal Clear, Honey, Oatmeal, Shave & Shampoo, Suspend Clear & White, Three Butter Plus**

2lb Tray Pricing

\$5.95 for 2 lb
\$70.95 for 24 lb
\$136.95 for 48 lb
\$650.95 for 240 lb
\$2400.95 for 960 lb*
\$4150.95 for 1728 lb*

24lb Big Block Pricing

\$60.95 for 1 Case (24 lb)
\$118.95 for 2 Case (48 lb)
\$525.95 for 10 Case (240 lb)
\$2005.95 for 40 Case (960 lb)*
\$3900.95 for 84 Case (2,016 lb)*

MORE THAN 25 DIFFERENT SOAP BASES WITH FREE SHIPPING*



ONLY THE BEST INGREDIENTS MAKE THE BEST SOAPS.



THE BEST QUALITY OILS & BUTTERS

OUR AFFORDABLE, HIGH QUALITY OILS AND BUTTERS WILL HELP MAKE YOUR PRODUCTS STAND OUT FROM THE CROWD! THEY ARE USED BY PROFESSIONAL ARTISANS TO MAKE SOAPS, LOTIONS, SCRUBS, LIP PRODUCTS, HAIR CONDITIONERS AND MUCH MORE!

Crafter'sChoice®

Number One Brand Chosen By Professional Crafters.



THE BEST OILS & BUTTERS.

SPECIALTY FIXED OILS - NATURAL BUTTERS

WHOLESALE SUPPLIES PLUS SELLS TOP QUALITY INGREDIENTS & SUPPLIES TO THOUSANDS OF CRAFTERS THAT CREATE BEAUTIFUL HANDMADE SOAPS AND BATH AND BODY PRODUCTS FOR THOUSANDS OF CONSUMERS. IT IS IMPORTANT TO US THAT WE CARRY THE BEST QUALITY BUTTERS AND OILS.

CRAFTER'S CHOICE® FIXED OILS



- Aloe Vera Oil - Clear & Golden
- Apricot Kernel Oil
- Argan Oil
- Avocado Oil
- Babassu Oil
- Camelina Oil
- Castor Oil
- Coconut Oil - 76° Melt
- Coconut Oil - Fractionated
- Evening Primrose Oil
- Glycerin - Natural
- Grape Seed Oil
- Hazelnut Oil
- Hemp Seed Oil - Natural
- Jobba Oil - Clear & Golden
- Macadamia Nut Oil
- Meadowfoam Seed Oil
- Mineral Oil
- Neem Oil
- Olive Oil - Extra Virgin
- Olive Oil - Pomace
- Olive Oil - Refined A
- Palm Kernel Flakes - 102° Melt
- Palm Oil
- Pumpkin Seed Oil
- Rice Bran Oil
- Rose Hip Seed Oil
- Safflower Oil
- Sesame Oil
- Shea Butter - Liquid, Refined
- Soybean Oil
- Sunflower Oil - Refined
- Sweet Almond Oil - Refined
- Walnut Oil
- Wheat Germ Oil

CRAFTER'S CHOICE® BUTTERS



- Acai Butter Blend
- Almond Butter Blend
- Aloe Butter Blend
- Argan Butter Blend
- Avocado Butter Blend
- Brazil Nut Butter Blend
- Chamomile Butter Blend
- Cocoa Butter - Refined & Natural
- Coffee Butter Blend
- Cranberry Butter Blend
- Cupuacu Butter
- Green Tea Butter Blend
- Hemp Seed Butter Blend
- Horsetail Butter Blend
- Jobba Butter Blend
- Kokum Butter
- Lanolin Butter
- Lemon Butter Blend
- Macadamia Butter Blend
- Mango Butter - Refined
- Monoï Butter Blend
- Olive Butter Blend
- Palm Butter Blend
- Pumpkin Seed Butter
- Shea Butter - High Melt, Refined
- Shea Butter - Liquid, Refined
- Shea Butter - Natural
- Shea Butter - Ultra Refined
- Shorea (Sal) Butter
- Soy Butter Blend
- Tucuma Butter

THE BEST BASES FOR YOUR SKIN CARE LINE

PAMPER YOUR SKIN AND YOUR PRODUCT LINE WITH OUR READY TO USE BASES. OUR LOTION BASES AND SHOWER GELS ARE EASY TO CUSTOMIZE BY SIMPLY ADDING COLOR AND FRAGRANCE. SELECT FROM OUR HUNDREDS OF PACKAGING OPTIONS TO FINISH YOUR DESIGN. NOT SURE WHICH BASE BEST SUITS YOUR NEEDS? TRY OUR 16 OZ SIZES WITH FREE SHIPPING!



A LOTION BASE FOR ALL SKIN TYPES

Ten lotion bases providing moisture for all skin types.



LOTION BASE SAMPLER KIT

\$51.08 For 10 Samples

- BASIC LOTION BASE
- GENTLE FACE & BABY LOTION BASE
- GOAT MILK & HONEY LOTION BASE
- HEAD TO TOE LOTION BASE
- LUXURY HAND & BODY LOTION BASE
- MOISTURIZING WITH EVENING PRIMROSE
- SATIN & SILK LOTION BASE
- SHEA ALOE BUTTER BASE
- SHEA BUTTER & ALOE LOTION BASE
- SILKY BODY BUTTER BASE

“This is by far my best selling product of all.
Customers keep coming back for more!”



Goat Milk & Honey Lotion Base
Customer Review - Thema, 6/2014

CUSTOMIZE YOUR PRODUCT LINE WITH EASY-TO-USE READY-MADE BASES

LOTION BASES - LIQUID WASHES - HAIR CONDITIONER & MORE

WHY STOP AT SOAP? READY-MADE BASES MAKE IT EASY TO DO SO MUCH MORE. WHOLESAL SUPPLIES PLUS SELLS A BROAD VARIETY OF READY MADE BASES FOR YOUR BATH AND BODY PRODUCT LINE. BE SURE TO CHECK OUT THE MOISTURIZING LOTION BASES, LATHERING LIQUID WASHES, DEEP CONDITIONING HAIR CARE, PRE-MADE PET BASES AND SO MUCH MORE.

CRAFTER'S CHOICE® BASIC BASES

BASIC PRICING

\$6.95 for 1 lb
\$13.95 for 1 Gallon (single jug)
\$50.95 for 4 Gallon (4 - 1 gal)
\$295.95 for 24 Gallon (24 - 1 gal)

Basic Lotion Base
Bubble Bath - Clear
Lotion with Evening Primrose
Pet Shampoo
Shower Gel - Crystal Clear

CRAFTER'S CHOICE® PREMIUM BASES

PREMIUM PRICING

\$6.95 for 1 lb
\$35.95 for 7 lb
\$120.95 for 28 lb (4 - 7 lb size)
\$625.95 for 224 lb (32 - 7 lb size)

Aloe Vera Gel
Body Splash
Clear Conditioning Shampoo
Foaming Hand & Body Soap
Gentle Face and Baby Cream
Goat Milk & Honey Lotion
Head to Toe Lotion
Liquid Suspension Soap Base
Luxury Hand and Body Cream
Luxury Moisturizing Mist
Pampering Pet Spray
Satin & Silk Lotion
Shea Butter & Aloe Lotion
Silky Body Butter

CRAFTER'S CHOICE® SPECIALTY BASES

SPECIALTY PRICING

Wholesale Supplies Plus carries a broad selection of unique, top quality bases for bath and body care. These products have special pricing.

Bath Tea: Balancing
Bath Tea: Basic
Bath Tea: Cold & Flu
Bath Tea: Herbal Blend
Bath Tea: Muscle Rescue
Bath Tea: Pampering
Bath Tea: Relaxation
Bath Tea: Sinus Relief
Bath Water Crystals - Medium
Dead Sea Salt - Coarse, Fine Grain
Dendritic Salt
Epsom Salts (Magnesium Sulfate)
European Spa Salt - Fine, Med, Course
Foaming Bath Whip
Hair Conditioner Concentrate
Lip Balm Base for Pots
Lip Balm Base for Sticks
Multi-Spray Concentrate
Roll on Perfume Base
Salt Blend - Dead Sea (Pure)
Shea Aloe Butter
Salt Blend - European Sea

COSMETIC ADDITIVES FOR EVERY RECIPE & FORMULA

SOLID ADDITIVES - LIQUID ADDITIVES - POWDER ADDITIVES

WHETHER YOU ARE FORMULATING YOUR OWN LOTION RECIPE, CUSTOMIZING YOUR COLD PROCESS SOAP WITH SPECIAL ADDITIVES, OR DEVELOPING A UNIQUE BODY WHIP RECIPE WHOLESAL SUPPLIES PLUS CARRIES A BROAD SELECTION OF UNIQUE COSMETIC ADDITIVES FOR ALL OF YOUR NEEDS.

CRAFTER'S CHOICE® SOLID ADDITIVES

Beeswax - White Pastilles NF
Beeswax - Yellow Pastilles NF
Candellila Wax
Candy Sprinkles - Carnival Colors
Candy Sprinkles - Chocolate Brown
Carnauba Wax
Emulsifying Wax - Conditioning
Emulsifying Wax - Soft & Silky
Emulsifying Wax - Traditional
Jojoba Beads - Green, Pink, Blue
Kelp Granules
Lemon Peel Granules
Smooth & Creamy Lotion Bar Additive
Sodium Hydroxide - 55 lb Bag
Stearic Acid
Vita Burst Beads - Blue

CRAFTER'S CHOICE® LIQUID ADDITIVES

Bamboo Extract - Water & Oil Soluble
Bubble Up
Bubble Wash Pearlizer
Bubble Wash Thickener
Calendula Extract - Water Soluble
Carrot Seed Extract - Water Soluble
Chamomile Extract - Water Soluble
Cyclomethicone (Sprayable Perfume)
Dimethicone
Dipropylene Glycol
Germaben II
Germaben II E
Germall Plus Liquid
Glycerin - Natural
Honeyquat
Hydrosols
Isopropyl Myristate
Jewelweed Extract - Water Soluble
Mineral Oil
Optiphen Plus
Phenonip
Polysorbate 20
Rosemary Oleoresin Extract (ROE)
Saccharin for Oil (Sweet for Lip Bases)
Silk Amino Acids Liquid
Sodium Lactate 60%
Vanilla Color Stabilizer - CP Soap
Vanilla Color Stabilizer - Lotions - Washes
Vanilla Color Stabilizer - MP Soap
Vitamin E Natural T-50
Vitamin E Natural T-90
White Tea Extract - Water Soluble

CRAFTER'S CHOICE® POWDER ADDITIVES

Aloe Vera Powder - 100X & 200X
Apricot Seed Powder
Arrowroot Powder
Baking Soda (Sodium Bicarbonate)
Beige Illite Clay
Benzoin Powder
Blueberry Seeds
Blush Kaolin Clay
Brown Sugar - Raw Demerara Crystals
Buttermilk Powder
Chocolate Brown Illite Clay
Citric Acid Powder
Coconut Milk Powder
Cornstarch - Pure
Goats Milk Powder
Gray Illite Clay
Lathanol LAL Powder - aka: SLSa
Luffa Powder - Natural
Nettle Leaf - Botanical
Oat Scrub
Oat Scrub - Chopped Oats
Oatmeal - Colloidal NF
Orange Illite Clay
Orange Peel Granules
Poppy Seeds
Puddy Illite Clay
Pumice Powder
Pumice Powder - Super Fine
Pumpkin Flakes
Pumpkin Illite Clay
Silk Amino Acids Powder
Slate Kaolin Clay
Soy Milk Powder
Soy Scrub
Strawberry Seeds
Sugar - White Granulated Sugar
Super Sweet (All Natural)
Tan Illite Clay
Tapioca Starch - Modified
Tapioca Starch - Pure
Walnut Shell Powder
Xanthan Gum - Transparent Thickener
Yogurt Powder
Zinc Oxide Powder



"I use these flakes in salts & scrubs & my customers love them. They are exfoliating and have a nice smell to them."

Pumpkin Flakes
Customer Review - Michelle, 1/2014



A RAINBOW OF MP SOAP COLOR BARS

SPARKLE MICAS - NEONS - PIGMENTS & OXIDES - CLEAR

SOAP COLOR BARS ARE CONVENIENT CUBES OF CONCENTRATED COLOR THAT EASILY BLEND INTO YOUR MELT & POUR SOAP. BLEND COLORS BY MIXING HALF OF A CUBE WITH ANOTHER HALF. PLAY WITH DARKENING YOUR SOAP BY ADDING MORE OR LESS OF THE CUBE. THIRTY DIFFERENT COLORS FOR MELT & POUR SOAP.

CRAFTER'S CHOICE® SOAP COLOR BARS

SOAP COLOR BAR PRICING

\$1.95 for 0.17 Bar (1 Sample Cube)

\$3.95 for 1 Bar

\$14.95 for 5 Bars

24 Karat Gold Sparkle Soap Color Bar
Black Sparkle Soap Color Bar
Bronze Sparkle Soap Color Bar
Brown Sparkle Soap Color Bar
Cafe Latte Sparkle Soap Color Bar
Crimson Sparkle Soap Color Bar
Ivory Lace Sparkle Soap Color Bar
Matte Americana Red Soap Color Bar
Matte Black Soap Color Bar
Matte Brown Soap Color Bar
Matte Cobalt Blue Soap Color Bar
Matte Lavender Soap Color Bar
Matte Orchid Soap Color Bar
Matte Teal Green Soap Color Bar
Matte Woodland Green Soap Color Bar
Matte Yellow Soap Color Bar
Neon Bunch Berry Purple Soap Color Bar
Neon Citrus Blast Soap Color Bar
Neon Laser Lemon Soap Color Bar
Neon Mango Madness Soap Color Bar
Neon Tutti Frutti Soap Color Bar
Stained Glass Brilliant Lemon Lime Color Bar
Stained Glass Citrus Orange Soap Color Bar
Stained Glass Forest Green Soap Color Bar
Stained Glass Lemon Yellow Soap Color Bar
Stained Glass Ocean Blue Soap Color Bar
Stained Glass Santa Red Soap Color Bar
Stained Glass Violet Purple Soap Color Bar
White Sparkle Soap Color Bar
Yellow Gold Sparkle Soap Color Bar

A COLOR FOR EVERY OCCASION

THESE SOAP COLOR BARS
ARE SO FUN & SIMPLE TO USE
YOU WILL WANT TO TRY THEM
ALL!

COLOR BAR SAMPLER SETS

NEON

\$5.95 for Sampler Set (5 Bars)

SPARKLING MICA

\$12.95 for Sampler Set (9 Bars)

STAINED GLASS

\$9.95 for Sampler Set (7 Bars)

POWDER COLORS, HERBS & CLAYS

MICA - STAINED GLASS CLEAR POWDERS - NATURAL COLORS - CLAYS

POWDER COLORS WORK BEAUTIFULLY IN YOUR SOAPS AND COSMETICS. NATURAL POWDERS AND CLAYS WORK BEST IN COLD PROCESS SOAPS AND BATH AND BODY PRODUCTS. MATTE POWDERS BLEND WELL WITH GLYCERIN AND INCORPORATE NICELY INTO YOUR PRODUCT. CONSIDER BLENDING POWDERS TO CREATE UNIQUE SHADES FOR YOUR RECIPE.

CRAFTER'S CHOICE® POWDER COLORS & GLITTER

24 Karat Gold Sparkle Mica Powder
Bath Bomb Blue Powder Color
Bath Bomb Orange Powder Color
Bath Bomb Red Powder Color
Bath Bomb Yellow Powder Color
Black Sparkle Mica Powder
Blue Oil Locking Mica Shimmer
Bronze Sparkle Mica Powder
Brown Sparkle Mica Powder
Cafe Latte Sparkle Mica Powder
Caribbean Blue Glitter
Copper Sparkle Mica Powder
Coral Oil Locking Mica Shimmer
Crimson Sparkle Mica Powder
Emerald Green Glitter
Green Oil Locking Mica Shimmer
Iridescent Super Sparkle Glitter
Ivory Lace Sparkle Mica Powder
Jet Black Glitter
Lilac Purple Glitter
Marigold Yellow Glitter
Matte Americana Red Oxide Pigment
Matte Black Oxide Pigment Powder
Matte Brown Oxide Pigment Powder
Matte Cobalt Blue Ultramarine Powder
Matte Lavender Ultramarine Powder
Matte Orchid Ultramarine Powder
Matte Purple Pigment Powder
Matte Teal Green Pigment Powder
Matte White Pigment Powder - For Oil
Matte White Pigment Powder - For Water
Matte Woodland Green Pigment Powder
Matte Yellow Oxide Pigment Powder
Neon Bunch Berry Purple Dye Powder
Neon Citrus Blast Dye Powder
Neon Laser Lemon Dye Powder
Neon Mango Madness Dye Powder
Neon Tutti Frutti Dye Powder
Pink Sparkle Mica Powder
Red Orange Glitter
Red Orange Oil Locking Mica Shimmer
Ruby Red Glitter
Stained Glass Apple Red Powder Color
Stained Glass Brilliant Lemon Lime Powder Color
Stained Glass Citrus Orange Powder Color
Stained Glass Lemon Yellow Powder Color
Stained Glass Ocean Blue Powder Color
Stained Glass Sea Blue-Green Powder Color
Stained Glass Strawberry Red Powder Color
Stained Glass Sunflower Orange Powder Color
Stained Glass Violet Purple Powder Color
Turquoise Green Glitter
White Sparkle Mica Powder
Yellow Gold Sparkle Mica Powder
Yellow Oil Locking Mica Shimmer
24 Karat Gold Sparkle Mica Powder

CRAFTER'S CHOICE® HERBS & CLAYS

Alfalfa Powder
Alkanet Root Powder
Annatto Seed Powder
Basil Powder
Beet Root Powder
Bentonite Clay
Black Walnut Powder
Carrot Powder
Chamomile Powder
Corn silk Powder
Fig Powder
Flax Seed Powder
Fuller's Earth Clay
Grape Seed Powder
Kelp Powder
Lemon Powder
Maddar Root Powder
Myrrh Gum Powder
Olive Leaf Powder
Orange Powder
Paprika Powder
Parsley Powder
Pomegranate Powder
Pumpkin Powder
Rhassoul Clay
Rose Hip Powder
Rose Kaolin Clay
Rosemary Powder
Sage Powder
Sea Clay
Soapwort Root Powder
Spinach Powder
Spirulina Powder
Tomato Powder
Turmeric Powder
White Kaolin Clay

LIQUID COLORS

MATTE LIQUID PIGMENTS - STAINED GLASS CLEAR LIQUID COLORS

LIQUID PIGMENTS BLEND EASILY IN MELT AND POUR BASES AND BATH AND BODY PRODUCTS SUCH AS LIQUID SOAPS, FOAMING HAND SOAPS, SHOWER GELS, AND LOTION BASES. MANY OF THEM PAIR WELL WITH CRAFTER'S CHOICE® GLITTERS & MICAS FOR EXTRA SHIMMER.

CRAFTER'S CHOICE® MATTE LIQUID COLORS

Matte Americana Red Liquid Pigment
Matte Black Liquid Pigment
Matte Brown Liquid Pigment
Matte Cobalt Blue Liquid Pigment
Matte Lavender Liquid Pigment
Matte Orchid Liquid Pigment
Matte Purple Liquid Pigment
Matte Teal Green Liquid Pigment
Matte White Liquid Pigment
Matte Woodland Green Liquid Pigment
Matte Yellow Liquid Pigment

CRAFTER'S CHOICE® CLEAR LIQUID COLORS

Stained Glass Apple Red Liquid Color
Stained Glass Brilliant Lemon Lime Clear Color
Stained Glass Citrus Orange Liquid Color
Stained Glass Forest Green Liquid Color
Stained Glass Lemon Yellow Liquid Color
Stained Glass Ocean Blue Liquid Color
Stained Glass Santa Red Liquid Color
Stained Glass Sea Blue-Green Liquid Color
Stained Glass Strawberry Red Liquid Color
Stained Glass Sunflower Orange Liquid Color
Stained Glass Violet Purple Liquid Color



“ I really like the stained glass liquid colors from WSP. They incorporate a bit more easily and evenly into my products. This one gives a nice bold color (lemon) in clear bases with a very small amount and creates pretty pastels (banana) in white bases.”



Stained Glass Lemon Yellow Liquid Color
Customer Review - Tara, 1/2014

SILICONE MOLDS

MELT & POUR - COLD PROCESS - HOT PROCESS

WHOLESALE SUPPLIES PLUS SELLS TOP QUALITY INGREDIENTS & SUPPLIES TO THOUSANDS OF CRAFTERS THAT CREATE BEAUTIFUL HANDMADE SOAPS FOR THOUSANDS OF CONSUMERS. WE HAVE CHOSEN TO CARRY THE LEADING BRANDS OF TOP QUALITY SOAP MAKING MOLDS. THERE IS A MOLD TO MEET EVERYONE'S PERSONAL TASTE AND STYLE. REGULARLY IN STOCK. ALL MOLDS SHIP FREE WITHIN THE CONTIGUOUS UNITED STATES.



CRAFTER'S CHOICE SILICONE MOLDS

\$14.95 for 1 Silicone Mold
\$45.95 for 1 Silicone Loaf Mold

Guest Silicone Loaf Mold 1502
Heart Guest Silicone Mold 1612
Long Silicone Soap Loaf Mold
Oval Basic Silicone Mold 1606
Oval Classic Silicone Mold 1604
Oval Guest Silicone Mold 1608
Rectangle Basic Silicone Mold 1601
Rectangle Classic Silicone Mold 1603
Rectangle Guest Silicone Mold 1610
Regular Silicone Loaf Mold 1501
Round Basic Silicone Mold 1602
Round Guest Silicone Mold 1607
Soap Pop Silicone Mold 1611
Square Basic Silicone Mold 1605
Square Guest Silicone Mold 1609
Tray 12 Rectangles Silicone Mold 1701

Crafter'sChoice®

WILTON SILICONE MOLDS

\$12.95 for 1 Silicone Cavity Mold

Brownie Bite (24 Mini Squares) Silicone Mold
Bunny Heads (24 Mini) Silicone Mold
Cake Pop Silicone Mold
Christmas Assorted Silicone Mold (Full Size)
Christmas Bulb (24 Mini) Silicone Mold
Christmas Tree (24 Mini) Silicone Mold
Cupcake Round Silicone Molds
Daisy Flower (Petite) Silicone Mold
Deco-It: Ferns & Dragonflies Silicone Mold
Deco-It: Folk Designs Silicone Mold
Deco-It: Jewelry Silicone Mold
Deco-It: Macrame Silicone Mold
Deco-It: Sea Life Silicone Mold
Easter Egg (Petite) Silicone Mold
Flip Flop (Mini) Silicone Mold
Flower Silicone Mold
Football Silicone Mold
Gingerbread Man (12 cavity) Silicone Mold
Gingerbread Man (24 Mini) Silicone Mold
Heart Mold Silicone Mold
Heart Pops Silicone Mold
Heart Ruffled Silicone Mold
Lips Silicone Mold
Muffin (Petite) Silicone Mold
Muffin Silicone Mold
Pumpkin (24 Mini) Silicone Mold
Pumpkin Faces Silicone Mold
Shamrock Silicone Mold
Silicone Set 1 - Seashore, Stars, Flowers
Silicone Set 2 - Snowman & Christmas Trees
Snowflake (24 Mini) Silicone Mold
Snowman Silicone Soap Mold (His & Her)
Star Pops Silicone Mold
Star Silicone Mold



"Perfect! Nice weight. Firm yet flexible. So many silicone molds are just too flimsy to use but not this one! I liked it so much I purchased another one!"




Crafter's Choice™ Round Basic Silicone Mold 1602
Customer Review - Barbara, 5/2014

LOAF MOLDS FOR SOAP MAKING

COLD PROCESS - HOT PROCESS

WHOLESALE SUPPLIES PLUS TAKES PRIDE IN THEIR LINE OF LOAF MOLDS FOR SOAP MAKING. CUSTOMERS RAVE ABOUT THESE TOP QUALITY PRODUCTS. THEY ARE LONG LASTING AND DURABLE.



CRAFTER'S CHOICE WOODEN MOLD

\$45.95 for 1 Silicone Liner Mold
Crafter's Choice™ Loaf - Long Silicone Soap Mold (Fits In Wood Mold)

\$1.95 for 1 Piece
Crafter's Choice™ Mold Bag Liner - Fits In Long Wood Soap Mold

CRAFTER'S CHOICE SILICONE LOAF MOLDS

\$69.95 for 1 Silicone Liner Mold
Crafter's Choice™ Loaf - Long Wood Soap Mold

\$14.95 for 1 Silicone Loaf Mold
Crafter's Choice™ Loaf - Regular Silicone Mold 1501

\$14.95 for 1 Silicone Guest Loaf Mold
Crafter's Choice™ Loaf - Guest Silicone Mold 1502

CRAFTER'S CHOICE PLASTIC LOAF MOLD

\$19.95 for 1 Plastic Loaf Mold
Crafter's Choice™ Loaf - Plastic Soap Mold (CC 136)

“Thank you for producing such a strong mold that is made to withstand years of soap making. Truth be told, I will only buy my molds from WSP after ordering this one; The prices are the best around and the quality is UNMATCHED. Thank you for understanding what constitutes an excellent product.”

★★★★★ Long Silicone Loaf Soap Mold
Customer Review - Bryan, 11/2013

Crafter'sChoice®

PLASTIC SOAP MOLDS

MELT & POUR - COLD PROCESS - HOT PROCESS

WE HAVE A MOLD FOR EVERY HOLIDAY AND EVERY NEED. SELECT FROM FULL SIZE BARS, GUEST BARS AND EVEN LOAF MOLD DESIGNS. SOME OF OUR FAVORITES INCLUDE THE EASY TO USE TRAY MOLDS.

MILKY WAY PLASTIC TRAY MOLDS

\$6.95 for 1 Plastic Mold

Arabesque Soap Mold Tray (MW 137)
Art Deco Fauna Soap Mold Tray (MW 88)
Beehive Soap Mold Tray (MW 89)
Brocades Soap Mold Tray (MW 18)
Bubbles Soap Mold Tray (MW 10)
Cow and Calf Soap Mold Tray (MW 79)
Faith, Hope, Love Soap Mold Tray (MW 08)
Fir Tree Soap Mold Tray (MW 96)
Fleur de Lis Soap Mold Tray (MW 12)
Fruit Guest Soap Mold Tray (MW 97)
Goat Milk Guest Tray Soap Mold (MW 09)
Goats Milk Soap Mold Tray (MW 21)
Gothic Florals Soap Mold Tray (MW 11)
Grapes & Leaves Soap Mold Tray (MW 100)
Handmade Guest Tray Soap Mold (MW 22)
Handmade Large Soap Mold Tray (MW 144)
Handmade Soap Mold Tray (MW 15)
Hearts Carved Soap Mold Tray (MW 102)
Hearts & Arrow Soap Mold Tray (MW 104)
Hibiscus Soap Mold Tray (MW 150)
Honeybee Guest Soap Mold Tray (MW 105)
Knots Soap Mold Tray (MW 115)
Lavender Soap Mold Tray (MW 117)
Olive Oil Soap Mold Tray (MW 06)
Op Art Soap Mold Tray (MW 125)
Paisley Soap Mold Tray (MW 126)
Paw Prints Soap Mold Tray (MW 37)
Pinecones Soap Mold Tray (MW 129)
Rectangle Basic Soap Mold Tray (MW 23)
Rectangle Guest Soap Mold Tray (MW 27)
Rectangle Large Soap Mold Tray (MW 142)
Ribbons Soap Mold Tray (MW 132)
Square Basic Soap Mold Tray (MW 16)
Square Large Soap Mold Tray (MW 143)
Sun and Moon Tray Mold (MW 116)
Tree Life Guest Soap Mold Tray (MW 148)
Tropical Vines Tray Soap Mold (MW 04)

MILKY WAY GUEST PLASTIC MOLDS

\$6.95 for 1 Plastic Mold

Apple Guest Soap Mold (MW152)
Assorted 4 in 1 Guest Soap Mold (MW 103)
Baby Hearts Guest Soap Mold (MW 56)
Bugs Guest Soap Mold (MW 90)
Butterfly Guest Soap Molds (MW 36)
Candies Guest Soap Mold (MW 62)
Celtic Guest Soap Mold (MW 153)
Celtic Knots Guest Soap Mold (MW 92)
Citrus Guest Soap Mold (MW 154)
Clover Guest Soap Mold (MW 46)
Fleur de Lis Guest Soap Mold (MW 155)
Flowers Guest Soap Mold (MW 45)
Goldfish Guest Soap Mold (MW 99)
Hearts Guest Soap Mold (MW 47)
Honeybee Guest Soap Mold (MW 156)
Kids Amphibians Guest Mold (MW 108)
Kids Critters 1 Guest Soap Mold (MW 109)
Kids Critters 2 Guest Soap Mold (MW 110)
Kids Critters 3 Guest Soap Mold (MW 111)
Kids Critters 4 Guest Soap Mold (MW 112)
Kids Critters 5 Guest Soap Mold (MW 101)
Kids Reptiles Guest Soap Mold (MW 113)
Lavender Guest Rectangle Mold (MW 33)
Leaf Guest Soap Mold (MW 157)
Leaves Guest Soap Mold (MW 48)
Little Birds Guest Soap Mold (MW 49)
Lotus Blossom Guest Soap Mold (MW 158)
Pea Pods Guest Soap Mold (MW 35)
Pine Cone Guest Soap Mold (MW 159)
Pinecones Poinsettias Guest Mold (MW 50)
Pumpkin Guest Soap Mold (MW 160)
Roses Guest Soap Mold (MW 51)
Shell Guest Soap Mold (MW 161)
Snowflake Guest Soap Mold (MW 17)
Snowman & Gingerbread Guest Mold (MW 52)
Spiral Flower Guest Soap Mold (MW 162)
Strawberry Guest Soap Mold (MW 163)
Sun & Moon Guest Soap Mold (MW 54)

CRAFTER'S CHOICE® PLASTIC MOLDS

\$6.95 for 1 Plastic Mold

\$19.95 for 1 Plastic Loaf Mold

\$19.95 for 1 Plastic Tray Mold

Apple with Leaf Soap Mold (CC 178)
Baby Bootie Soap Mold (CC 182)
Cherub Soap Mold (CC 171)
Cross Soap Mold (CC 181)
Heart Wedding Rings Soap Mold (CC 169)
Horse Shoes Soap Mold (CC 184)
Lighthouse Soap Mold (CC 175)
Loaf - Plastic Soap Mold (CC 136)
Lobster Soap Mold (CC 168)
Massage Bar Soap Mold (CC 141)
Nautical Anchor Soap Mold (CC 170)
Scallop Shell Soap Mold (CC 173)
Star Soap Mold (CC 186)
Stork with Bundle Soap Mold (CC 174)
Liquid Plastic
Loaf - Long Wood Soap Mold
Loaf - Plastic Soap Mold (CC 136)
Silicone Rubber Part A & B
Tray Soap Mold: 12 Beveled Rectangle (CC 116)
Tray Soap Mold: 12 Beveled Square (CC 101)
Tray Mold: 24 Beveled Rectangle (CC 123)
Tray Soap Mold: 24 Beveled Square (CC 117)

Crafter'sChoice®



“Makes perfectly sized bars that are easy to remove and a nice finished product.”

Lavender Guest Rectangle Soap Mold (MW 33)
Customer Review - Leslie 10/2013



MILKY WAY PLASTIC SOAP MOLDS

MELT & POUR - COLD PROCESS - HOT PROCESS

CREATE EYE-CATCHING SOAP USING MILKY WAY MOLD'S AWARD-WINNING LINE OF SOAP MAKING MOLDS. THESE DURABLE, EASY-TO-USE SOAP MOLDS COME IN A WIDE VARIETY OF STYLES. THESE SOAP MOLDS ARE GOOD FOR BOTH COLD-PROCESSING AND MELT-AND-POUR SOAP MAKING. MILKY WAY MOLD'S AWARD-WINNING SOAP MOLDS HAVE BEEN ENJOYED BY HOBBYISTS AND PROFESSIONAL SOAP MAKERS SINCE 1998.

MILKY WAY PLASTIC CAVITY MOLDS

\$6.95 for 1 Plastic Mold

Arabesque Heart Soap Mold (MW 130)	Goat Sleeping Soap Mold (MW 98)
Arabesque Soap Mold (MW 03)	Goat Standing Soap Mold (MW 24)
Art Nouveau Tiles Soap Mold (MW 55)	Gone Fishing Soap Mold (MW 80)
Assorted 4 in 1 Soap Mold (MW 40)	Halloween 1 Soap Mold (MW 82)
Bamboo Soap Mold (MW 57)	Halloween 2 Soap Mold (MW 81)
Bee & Blossoms Soap Mold (MW 58)	Happy Holidays Soap Mold (MW 83)
Bee & Flower Soap Mold (MW 59)	Heart with Doves Soap Mold (MW 84)
Bee and Honeycomb Soap Mold (MW 07)	Heart with Roses Soap Mold (MW 85)
Bee Fancy Soap Mold (MW 41)	Heart with Tulips Soap Mold (MW 131)
Bee Skep Soap Mold (MW 60)	Hearts Floral Soap Mold (MW 44)
Bicycle Soap Mold (MW 53)	Hibiscus Soap Mold (MW 05)
Boots and Spurs Soap Mold (MW 61)	Holly Soap Mold (MW 86)
Butterfly Soap Mold (MW 31)	Horse Running Soap Mold (MW 106)
Cameo Soap Mold (MW 42)	Horse Soap Mold (MW 87)
Cat Sleeping Soap Mold (MW 91)	Hummingbird Soap Mold (MW 107)
Celtic Circle Soap Mold (MW 63)	Iris Soap Mold (MW 34)
Celtic Clover Soap Mold (MW 64)	Kids Spaceships Soap Mold (MW 114)
Celtic Heart Soap Mold (MW 65)	Lavender Wild Soap Mold (MW 118)
Celtic Lace Soap Mold (MW 66)	Lilies Soap Mold (MW 119)
Celtic Oval Soap Mold (MW 67)	Lilypad Soap Mold (MW 120)
Christmas Tree Soap Mold (MW 93)	Massage Egg Soap Mold (MW 121)
Christmas Tree Oval Soap Mold (MW94)	Nautical Soap Mold (MW 122)
Chrysanthemum Soap Mold (MW 32)	Oatmeal Rounded Soap Mold (MW 123)
Conch Soap Mold (MW 20)	Oliva Soap Mold (MW 124)
Cow Soap Mold (MW 68)	Ornaments Soap Mold (MW 02)
Daffodils Soap Mold (MW 69)	Paw Prints Soap Mold (MW 14)
Dinos Soap Mold (MW 70)	Peace Globe Soap Mold (MW 127)
Dog Bone Soap Mold (MW 19)	Pinecone Soap Mold (MW 128)
Dog Sitting Soap Mold (MW 95)	Seasons Greetings Soap Mold (MW 133)
Dolphins Soap Mold (MW 38)	Shamrock Soap Mold (MW 134)
Domed Wave Soap Mold (MW 28)	Shanti Soap Mold (MW 149)
Dove of Peace Soap Mold (MW 71)	Sheep Soap Mold (MW 135)
Dragonfly Soap Mold (MW 72)	Sleigh Soap Mold (MW 136)
Eggs in a Basket Soap Mold (MW 147)	Snowflake 2 Soap Mold (MW 26)
Filigree Bee Soap Mold (MW 01)	Star Soap Mold (MW 138)
Fish Soap Mold (MW 39)	Sunflower Soap Mold (MW 139)
Floral Heart Soap Mold (MW 73)	Thanksgiving Soap Mold (MW 140)
Floral Ovals Soap Mold (MW 74)	Turtle Soap Mold (MW 141)
Flowers Cut Cookie Mold (MW 43)	Two Gents Soap Mold (MW 146)
Garden Seeds Soap Mold (MW 75)	Victorian Heart Soap Mold (MW 25)
Gift Box 2 Soap Mold (MW 76)	Yin Yang Soap Mold (MW 29)
Gingerbread Man Soap Mold (MW 13)	
Goat Head Soap Mold (MW 78)	
Goat Milk Bar Soap Mold (MW 77)	



“Great size, fun graphic! This mold has been a great addition to my soapmaking.”

Bicycle Soap Mold MW53
Customer Review - Hayna 4/2014



“Great quality and easy to use. Easy to clean. Love this for my oatmeal soaps. Highly recommended.”

Oatmeal Rounded Soap Mold (MW 123)
Customer Review - Linda 4/2014



FRAGRANCE OILS

STANDARD - SPECIALTY - PREMIUM - TOP QUALITY FRAGRANCES

WE DO NOT COST REDUCE, DILUTE OR CUT OUR FRAGRANCE OILS WITH INEXPENSIVE ADDITIVES TO REDUCE THE PRICE BECAUSE THAT WILL IMPACT THE QUALITY OF YOUR PRODUCT. ALL OF OUR FRAGRANCE OILS ARE PACKAGED IN AMBER GLASS BOTTLES TO PRESERVE THE PRODUCT.



RECEIVE UP TO

5 FREE FRAGRANCE OILS & 5 FREE COSMETIC COLORS

ALL ORDERS OVER \$50 QUALIFY FOR A FREE SAMPLE SIZE
COSMETIC COLOR INCLUDED IN YOUR ORDER.



FRAGRANCE OILS

STANDARD SCENTS

\$16.95 A POUND

STANDARD FRAGRANCE OILS

\$4.95 for 0.125 lb (2 fl. oz)

\$7.95 for 0.25 lb (4 fl. oz)

\$16.95 for 1 lb (16 fl. oz)

High quality fragrance oils at the lowest price break to meet your needs.

Almond Fragrance Oil 86

Apple Caramel Crunch Fragrance Oil 558

Apple Orchard Fragrance Oil 273

Apple Pie Fragrance Oil 475

Bamboo Fragrance Oil 253

Banana Coconut Fragrance Oil 325

Banana Fragrance Oil 183

Beach Daisies Fragrance Oil 456

Bergamot & Mandarin* Fragrance Oil 190

Berries & Cream Fragrance Oil 302

Berry Vanilla* Fragrance Oil 643

Black Amber Musk Fragrance Oil 547

Blood Orange Fragrance Oil 254

Blueberry Fragrance Oil 621

Brown Sugar Fragrance Oil 636

Bubble Gum* Fragrance Oil 107

Cherry Almond Fragrance Oil 132

Chestnuts & Brown Sugar FO 402

Christmas Eve Type Fragrance Oil 571

Cinnabun Fragrance Oil 300

Clean Laundry Fragrance Oil 331

Clove Fragrance Oil 237

Cookie & Cream Pie Fragrance Oil 501

Cotton Candy Fragrance Oil 124

Cotton Candy Twist Fragrance Oil 826

Crackling Firewood Fragrance Oil 618

Cucumber Mint Fragrance Oil 312

Cupcake Fragrance Oil 360

Dewberry Fragrance Oil 378

Dreamsicle Fragrance Oil 228

Eucalyptus Fragrance Oil 244

French Vanilla Fragrance Oil 639

French Vanilla Pear Fragrance Oil 271

Fudge Brownie Fragrance Oil 299

Garden Mint* Fragrance Oil 319

Goat Milk & Honey Fragrance Oil 255

Green Apple Fragrance Oil 266

Guava Fig Fragrance Oil 560

Hazelnut Cappuccino Fragrance Oil 164

Honeysuckle Hollow Fragrance Oil 301

Hot Apple Pie Fragrance Oil 333

Indonesian Teakwood Fragrance Oil 369

Island Nectar* Fragrance Oil 137

Kiwi Strawberry Fragrance Oil 497

Lavender & Basil Fragrance Oil 629

Lavender Fragrance Oil 91

Lemongrass Green Tea Fragrance Oil 425

Lilac in Bloom Fragrance Oil 87

Mango Papaya Fragrance Oil 93

Maple Pecan Streusel Fragrance Oil 303

Maraschino Cherry Fragrance Oil 181

Margarita Lime Fragrance Oil 472

Melon Ball Fragrance Oil 467

Moroccan Mint Fragrance Oil 430

Mulberry Fragrance Oil 185

Nantucket Briar* Fragrance Oil 350

Orange Cranberry Fragrance Oil 274

Orange Cream Vanilla Fragrance Oil 388

Passionfruit Nectarine Fragrance Oil 438

Peony* Fragrance Oil 424

Pink Berry Mimosa Fragrance Oil 440

Pink Grapefruit Fragrance Oil 97

Purely Peppermint Fragrance Oil 278

Rainforest Fragrance Oil 502

Sage & Citrus Type Fragrance Oil 445

Sand Dune Fragrance Oil 332

Sandalwood Incense Fragrance Oil 168

Santa's Pipe Fragrance Oil 516

Sea Kelp & Agave Fragrance Oil 336

Sex in the Shower Fragrance Oil 429

Soothing Sandalwood Fragrance Oil 449

South Pacific Waters Fragrance Oil 564

Sparkling Mojito* Fragrance Oil 487

Spiced Cranberry Fragrance Oil 149

Stormy Nights Type Fragrance Oil 313

Strawberries & Cream Fragrance Oil 286

Strawberry Jam Fragrance Oil 156

Sun Dried Cotton Fragrance Oil 471

Sunflower Type Fragrance Oil 306

Tropical Spice* Fragrance Oil 488

Tropical Vacation Fragrance Oil 281

Vanilla Blossom Fragrance Oil 480

Vanilla Buttercream Fragrance Oil 339

Vanilla Fragrance Oil 121

Vanilla Hazelnut Fragrance Oil 469

Vanilla Lavender Fragrance Oil 131

Vineyard Type Fragrance Oil 293

Water Orchid Fragrance Oil 338

White Gardenia Flowers Fragrance Oil 98




CRAFTER'S CHOICE® CUCUMBER MINT FRAGRANCE OIL 312

“Inspiring fragrance! Sometimes you smell a scent and you get inspired to make new products! This is one of those fragrances! Smells very fresh and the mint smells rich.”

Customer Review - Andrea 11/2013





**CRAFTER'S CHOICE®
WATERMELON MANIA FRAGRANCE 277**

“Smells amazing! It is a favorite among my customers. Especially in kids soaps.”

Customer Review - Erin 1/2014



FRAGRANCE OILS

**PREMIUM SCENTS
\$26.95 A POUND**

PREMIUM FRAGRANCE OILS

\$5.95 for 0.125 lb (2 fl. oz)

\$8.95 for 0.25 lb (4 fl. oz)

\$26.95 for 1 lb (16 fl. oz)

High quality fragrance oils at the middle price break to meet your needs.

- Abalone & Sea Fragrance Oil 314
- Absinthe* Fragrance Oil 177
- Acai Berries & Satin* Fragrance Oil 415
- Agave Nectar Odor Neutralizing FO 426
- Almond & Honey Fragrance Oil 143
- Almond Type* Fragrance Oil 204
- Aloha Waikiki* Fragrance Oil 220
- Alpine Frost Fragrance Oil 752

- Amaretto Cocoa Fragrance Oil 769
- Amber Fragrance Oil 235
- Angel Food Cake Type Fragrance Oil 681
- Apple & Cinnamon* Fragrance Oil 248
- Apple Balsam Pine Fragrance Oil (152)
- Apple Jack N' Peel Type Fragrance Oil 148
- Apple Mango Tango* Fragrance Oil 524
- Apple N Spice Fragrance Oil 363
- Apples & Acorns Fragrance Oil 534
- April Showers Fragrance Oil (264)
- Aqua Spa Fragrance Oil 340
- Autumn Breeze Fragrance Oil 535
- Baby Bee Buttermilk* Fragrance Oil 442
- Baby Powder Fragrance Oil 498
- Bamboo Lotus Fragrance Oil 117
- Bamboo Teak Fragrance Oil 283
- Barely Bacon Brittle Fragrance Oil 798
- Basil Fragrance Oil 236
- Bayberry* Fragrance Oil 568
- Be Delicious Blossom* Fragrance Oil 334
- Beach Type Fragrance Oil 88
- Beautiful Day* Fragrance Oil 734
- Bedtime Bath Type Fragrance Oil 361
- Bella's Kiss Fragrance Oil 645
- Beneath the Stars Fragrance Oil 341
- Berried Treasure Fragrance Oil 521
- Birthday Cake Fragrance Oil 275
- Black & White Gingham Fragrance Oil 288
- Black Pepper* Fragrance Oil 595
- Black Tie Fragrance Oil 118
- Blood Orange & Goji Fragrance Oil 805
- Blueberry Lemon Verbena Fragrance Oil 370
- Blueberry Muffin Fragrance Oil 785
- Butterfly Orchid Fragrance Oil 623
- Butterscotch Fragrance Oil 172
- Cafe Latte Fragrance Oil 187
- Calla Lily* Fragrance Oil 328
- Calypto Sun* Fragrance Oil 689
- Candy Crush Fragrance Oil 382
- Caramel Pecan Type Fragrance Oil 416
- Caribbean Chocolate Fragrance Oil 167
- Caribbean Coconut Fragrance Oil 108
- Caribbean Escape* Fragrance Oil 495
- Caribbean Smoothie Fragrance Oil 383
- Cashmere Glow* Fragrance Oil 596
- Cashmere Woods Fragrance Oil 700
- Champagne Kisses Fragrance Oil 184
- Chardonnay Wine Fragrance Oil 482
- Cherry Vanilla Fragrance Oil 188
- Chestnuts & Cherries Fragrance Oil 772
- Chocolate Bacon Bark Fragrance Oil 794
- Chocolate Devils Food Cake FO 189
- Chocolate Drizzle Fragrance Oil 344
- Chocolate Lavender Fragrance Oil 601
- Chocolate Type Fragrance Oil 441
- Christmas Eve Cookies Fragrance Oil 507
- Christmas Woods Fragrance Oil 764

- Christmas Wreath Type Fragrance Oil 508
- Cinnamon Candies Fragrance Oil 284
- Cinnamon Fragrance Oil 828
- Citrus Cilantro Type Fragrance Oil 548
- Coconut Fragrance Oil 94
- Coconut Milk Fragrance Oil 821
- Coffee Bar Fragrance Oil 751
- Confetti Cake Fragrance Oil 648
- Cool Cucumber Fragrance Oil 186
- Cottage Breeze Type Fragrance Oil 691
- Cranberry Fizz Fragrance Oil 356
- Cranberry Fragrance Oil 282
- Crazy Caramel Corn* Fragrance Oil 396
- Cucumber & Fresh Mint Fragrance Oil 409
- Cucumber Melon Fragrance Oil 122
- Dancing Waters* Fragrance Oil 686
- Deluxe Vanilla Fragrance Oil 179
- Dirt Fragrance Oil 126
- Dreams Unlimited* Fragrance Oil 546
- Dulce Caramelo* Fragrance Oil 573
- Dune Grass Type Fragrance Oil 146
- Ed Hardy for Women* Fragrance Oil 696
- Edward's Temptation Fragrance Oil 646
- Egyptian Jasmine Fragrance Oil 417
- English Tea Rose Fragrance Oil 613
- Exotic Coconut* Fragrance Oil 112
- Fabuloso Lavender* Fragrance Oil 386
- Farmer's Market Baby Bibb FO 448
- Farmer's Market Sweet Strawberry FO 678
- Farmer's Market Vine Ripe Tomato FO 684
- Farmhouse Cider Fragrance Oil 262
- Fifty Shades Fragrance Oil 125
- Fig & Rosemary Fragrance Oil 468
- First Rain Type Fragrance Oil 374
- Forever Red* Fragrance Oil 599
- Frasier Fir Fragrance Oil 311
- Fresh Bamboo* Fragrance Oil 349
- Fresh Brewed Coffee Fragrance Oil 151
- Fresh Ginger Lime* Fragrance Oil 130
- Fresh Picked Apple* Fragrance Oil 165
- Fresh Picked Blackberry* FO 505
- Fresh Picked Blueberry* FO 309
- Fresh Picked Pears Fragrance Oil 749
- Fresh Picked Raspberry* FO 644
- Fresh Picked Strawberry* FO 517
- Fresh Picked Watermelon* FO 642
- Fresh Vanilla* Fragrance Oil 263
- Freshly Zested Lemon Fragrance Oil 630
- Frosted Cranberry Fragrance Oil 657
- Fruit Loops Fragrance Oil 294
- Gain* Fragrance Oil 261
- Galactic Grape Fragrance Oil 616
- Gardenia* Fragrance Oil 158
- Georgia Peach Fragrance Oil 159
- Ginger Spice Fragrance Oil 161
- Gingersnap Cookies Fragrance Oil 243

Gingham Apple* Fragrance Oil 758
Goji Berry Bliss Fragrance Oil 557
Goody Goody Gum Drops Fragrance Oil 761
Grape Fragrance Oil 549
Grape Soda Fragrance Oil 257
Guavaberry Goji Fragrance Oil 760
Harvest Ale Fragrance Oil 486
Hawaiian Breeze* Fragrance Oil 735
Hemp Fragrance Oil 506
Ho-Ho-Ho Fragrance Oil 406
Home Sweet Home* Fragrance Oil 570
Honey & Patchouli Fragrance Oil 509
Honey & Shea Type Fragrance Oil 572
Honey Almond* Fragrance Oil 115
Honey Bear Fragrance Oil 198
Honeysuckle & Nectar Fragrance Oil 729
Honeysuckle Blossom* Fragrance Oil 697
Honeysuckle Gardenia Fragrance Oil 757
Hot Buttered Rum Fragrance Oil 523
Hot Cocoa Fragrance Oil 539
Hot Stuff Fragrance Oil 399
Hyacinth Fragrance Oil (242)
Hydrangea Fragrance Oil 226
Island Breeze Odor Neutralizing FO 346
Island Colada* Fragrance Oil 522
Island Fever Fragrance Oil 740
Island Margarita* Fragrance Oil 694
Japanese Cherry Blossom* FO 695
Jelly Doughnut Fragrance Oil 556
Jingle Bell Ale Fragrance Oil 527
Karma* Fragrance Oil 654
Lavender & Peach Fragrance Oil 718
Lavender Sage Type Fragrance Oil 622
Leather Fragrance Oil 530
Lemon Drop Cookies Fragrance Oil 280
Lemon Lavender Type Fragrance Oil 176
Lemon Poundcake Fragrance Oil 173
Lemon Seed & Parsley Fragrance Oil 577
Lick Me All Over Fragrance Oil 490
Lime Mint Fragrance Oil 427
Madagascar Black Pepper FO 358
Magnolia Fragrance Oil 355
Mahogany Teakwood* Fragrance Oil 559
Make A Wish Fragrance Oil 767
Mango Berry Tea Odor Neutralizing FO 342
Mango Cilantro* Fragrance Oil 157
Mango Coconut Fragrance Oil 116
Mango Fragrance Oil 178
Mango Tango Twist Fragrance Oil 324
Maple Bacon Bars Fragrance Oil 797
Market Peach* Fragrance Oil 759
Marshmallow Fragrance Oil 566
Meet Me In Tahiti* Fragrance Oil 600
Meyer Lemon Fragrance Oil 323
Mid Summers Night* Fragrance Oil 454
Mistletoe Type Fragrance Oil 567
Monoi de Tahiti Fragrance Oil 127

Moonlight Path* Fragrance Oil 316
My Main Squeeze Fragrance Oil 555
Mystical Woods Fragrance Oil 763
Nag Champa Fragrance Oil 304
Naughty or Nice Fragrance Oil 799
Neapolitan Ice Cream Fragrance Oil 641
Neroli Fragrance Oil 619
Noel Type Fragrance Oil 392
North Pole Fragrance Oil 403
O' Christmas Tree Fragrance Oil 514
Oatmeal n' Honey Fragrance Oil 660
Oatmeal Stout Fragrance Oil 627
Oatmeal, Milk & Honey Fragrance Oil 105
Ocean Rain Fragrance Oil 106
Ocean Water Type Fragrance Oil 439
Orange Clove - Low Cost 632
Orange Guava Odor Neutralizing FO 433
Orange Sapphire* Fragrance Oil 541
Passionada Fragrance Oil 366
Patchouli Fragrance Oil 102
Peach Bellini* Fragrance Oil 633
Peach Jubilee Fragrance Oil 389
Pear Quince Fragrance Oil 780
Peppermint Bark Fragrance Oil 747
Peppermint Candy Fragrance Oil 200
Peppermint Cocoa Fragrance Oil 765
Peppermint Cream Fragrance Oil 272
Pikake Flowers Fragrance Oil 193
Pineapple Cilantro Fragrance Oil 788
Pineapple Mango* Fragrance Oil 515
Pineapple Punch* Fragrance Oil 229
Pink Champagne Fragrance Oil 203
Pink Chiffon Fragrance Oil 750
Pink Cotton Candy Fragrance Oil 219
Pink Lemonade Fragrance Oil 446
Pink Panties Fragrance Oil 658
Pink Sangria* Fragrance Oil 692
Pink Sugar Type Fragrance Oil 538
Pink Watermelon Apricot FO 578
Pistachio Macaroon Fragrance Oil 756
Polynesian Hibiscus Fragrance Oil 766
Pomegranate & Sweet Orange* FO 500
Pomegranate Apple Fragrance Oil 635
Pomegranate Cider Fragrance Oil 659
Pomegranate Fragrance Oil 276
Pumpkin Caramel Latte* Fragrance Oil 528
Pumpkin Lager Fragrance Oil 663
Pumpkin Pecan Waffles Fragrance Oils 790
Pumpkin Pickin Fragrance Oil 783
Pure Amber Fragrance Oil 637
Pure Rain Type Fragrance Oil 434
Raspberry Blitz Fragrance Oil 221
Red Hibiscus & Acai Fragrance Oil 359
Revitalizing Rosemary Mint FO 209
Rockin' Raspberry Fragrance Oil 666
Romance Type Fragrance Oil 210
Rootbeer Float Fragrance Oil 631

Rose Garden Fragrance Oil 211
Rosewood Fragrance Oil 685
Sage & Cinnamon Type Fragrance Oil 580
Sandalwood Patchouli Fragrance Oil 810
Santa's Tree Farm Fragrance Oil 529
Satsuma* Fragrance Oil 612
Sea of Love Fragrance Oil 394
Seaside Escape* Fragrance Oil 651
Sex on the Beach Fragrance Oil 218
Sexy Little Things* Fragrance Oil 249
Shea & Coconut Fragrance Oil 638
Snickerdoodle Cookie Fragrance Oil 285
Sparkling Plum Fragrance Oil 230
Spiced Chestnut* Fragrance Oil 554
Spiced Pumpkin Fragrance Oil 776
Strawberry Shortcake Fragrance Oil 607
Sugar & Spice Fragrance Oil 364
Sugar Cookie Gourmet Fragrance Oil 287
Sugar Leaf Fragrance Oil 493
Summer Ale Fragrance Oil 733
Sun Ripened Raspberry* FO 227
Sweet Honeysuckle* Fragrance Oil 120
Sweet Juicy Pear Fragrance Oil 231
Sweet on Paris* Fragrance Oil 579
Sweet Potato & Brown Sugar FO748
Sweet Pumpkin Spice Fragrance Oil 532
Sweet Rain Fragrance Oil 561
Sweet Vanilla Chai Fragrance Oil 774
Three Wise Men Fragrance Oil 318
True Lilac Fragrance Oil 96
Tuscan Herb Fragrance Oil 753
Tuscan Olive Leaf Fragrance Oil 787
Twigs & Berries Fragrance Oil 677
Twilight Woods for Men* Fragrance Oil 693
Urban Cowboy Fragrance Oil 754
Vanilla Almond Fragrance Oil 624
Vanilla Bacon Milkshake Fragrance Oil 793
Vanilla Bean Fragrance Oil 240
Vanilla Cream Fragrance Oil 241
Vanilla Musk Fragrance Oil 773
Vanilla Swirl Fragrance Oil 420
Vanilla Verbena* Fragrance Oil 650
Verbena & Lemon Type Fragrance Oil 574
Victorian Rose Fragrance Oil 483
Warm Vanilla Sugar* Fragrance Oil 310
Watermelon Lemonade Fragrance Oil 755
Watermelon Mania Fragrance Oil 277
Wedding Cake Fragrance Oil 562
Wedding Day Type Fragrance Oil 246
White Chocolate Raspberry FO 238
White Christmas Type Fragrance Oil 569
White Tea Fragrance Oil 381
White Truffle Raspberry Fragrance Oil 634
Wild Berry Tulips* Fragrance Oil 603
Wild Currant & Sandalwood FO 582
Wild Peach Poppies* Fragrance Oil 817
Wild Rose Fragrance Oil 771

FRAGRANCE OILS

SIGNATURE SCENTS

\$36.95 A POUND

SIGNATURE FRAGRANCE OILS

\$6.95 for 0.125 lb (2 fl. oz)
\$10.95 for 0.25 lb (4 fl. oz)
\$36.95 for 1 lb (16 fl. oz)

Updated List July

A Mother's Love Fragrance Oil (252)
Amazing Style* Fragrance Oil 676
Amber Romance* Fragrance Oil 827
Angel* Fragrance Oil 443
Apricot & Fig Type Fragrance Oil 463
Apricot Freesia Fragrance Oil 155
Asian Plum Fragrance Oil 268
Autumn Lodge* Fragrance Oil 401
Autumn Wreath* Fragrance Oil 545
Baby* Fragrance Oil 675
Baked Bread Fragrance Oil 824
Bamboo Sugar Cane* Fragrance Oil 552
Banana Nut Bread Fragrance Oil 375
Barber Shoppe Fragrance Oil 123
Bay Rum Fragrance Oil 129
Beach House Type Fragrance Oil 166
Beautiful Type Fragrance Oil 206
Bird of Paradise Fragrance Oil 321
Black Cherry Fragrance Oil 453
Black Raspberry Vanilla* FO 89
Blackberry Amber* Fragrance Oil 825
Blackberry Sage Tea Fragrance Oil 180
Blooming Tulips Fragrance Oil 390
Bourbon Vanilla Type Fragrance Oil 462
Brown Sugar & Fig* Fragrance Oil 256
Burmese Wood Type Fragrance Oil 673
Butt Naked in Bed Fragrance Oil 444
Butterfly Flower* Fragrance Oil 290
Cabernet Sauvignon Wine FO 225

Cake Batter Ice Cream Fragrance Oil 457
Calming Water* Fragrance Oil 195
Cantaloupe Fragrance Oil 212
Cashmere & Cotton Fragrance Oil 492
Chamomile Fragrance Oil 823
Chanel Chance Type Fragrance Oil 436
Cherry Blossom* Fragrance Oil 192
Chocolate Mousse Fragrance Oil 251
Cinnamon Stick Fragrance Oil 267
Citrus Splash Fragrance Oil 419
Clean Cotton Type Fragrance Oil 335
Coco Cabana* Fragrance Oil 474
Coco Mademoiselle* Fragrance Oil 393
Coconut Lime Verbena* Fragrance Oil 92
Coffee Beans Fragrance Oil 320
Coffee Mocha Type Fragrance Oil 213
Cool Citrus Basil* Fragrance Oil 422
Cool Water For Men* Fragrance Oil 109
Cotton Blossom* Fragrance Oil 297
Country Apple* Fragrance Oil 476
Country Clothesline Odor Neutral FO 353
Cranberry Fig Fragrance Oil 385
Cucumber Melon* (2010 Edition) FO 647
Dark Kiss* Fragrance Oil 822
Double Mint Fragrance Oil 550
Dragons Blood Fragrance Oil 464
Drakkar Noir Type Fragrance Oil 447
Dream Angel* Fragrance Oil 478
Ed Hardy for Men* Fragrance Oil 553
Enchanted Apple* Fragrance Oil 373
Enchanted Orchid* Fragrance Oil 829
Endless Love* Fragrance Oil 376
Eucalyptus & Spearmint* FO 101
Fairy Dust Fragrance Oil 269
Falling In Love* Fragrance Oil 674
Festival of Lights Type Fragrance Oil 510
Fireside* Fragrance Oil 407
First Snow Fragrance Oil 404
Flowering Herb* Fragrance Oil 147
Forever Sunshine* Fragrance Oil 322
Frankincense Fragrance Oil 494
Freesia* Fragrance Oil 150
Fresh Cut Grass Fragrance Oil 153
Fresh Cut Roses Type Fragrance Oil 110

Fresh Lemonade* Fragrance Oil 259
Fresh Linen* Fragrance Oil 154
Fresh Mint Type Fragrance Oil 620
Freshwater Cucumber* Fragrance Oil 682
Frosted Snowdrops* Fragrance Oil 405
Gardenia Lily* Fragrance Oil 197
Ginger Orange* Fragrance Oil 461
Ginger Peach Type Fragrance Oil 423
Gingerbread Cookie Fragrance Oil 511
Gingerbread Fragrance Oil 162
Grapefruit Fragrance Oil 114
Green Aloe & Clover* Fragrance Oil 450
Green Tea & Cucumber* Fragrance Oil 466
Green Tea Type Fragrance Oil 163
Happy for Women Type Fragrance Oil 292
Heavenly* Fragrance Oil 368
Hello Sugar* Fragrance Oil 377
Holiday Berry Type Fragrance Oil 512
Iced Tea Twist* Fragrance Oil 688
Intuition for Men Type Fragrance Oil 542
Island Kiss Type Fragrance Oil 503
Island Orchard Type Fragrance Oil 455
Jack Frost Type Fragrance Oil 317
Jacob's Desire Fragrance Oil 649
Jasmine Vanilla* Fragrance Oil 504
Jasmine* Fragrance Oil 270
Jolly Rancher Type Fragrance Oil 260
Juniper Breeze* Fragrance Oil 169
L de' Lolita Lempicka* Fragrance Oil 372
Lavender Breeze Fragrance Oil 223
Lavender Fields Fragrance Oil 99
Lemon Ice Fragrance Oil 265
Lemon Sugar Type Fragrance Oil 683
Lemon Verbena Mint Fragrance Oil 365
Lemon, Lemon, Lemon Fragrance Oil 205
Lemongrass Mint Fragrance Oil 379
Lemongrass Sage* Fragrance Oil 160
Lemongrass Verbena* Fragrance Oil 357
Light Blue* Fragrance Oil 531
Lily of the Valley Fragrance Oil 175
Lime, Basil, Mandarin* Fragrance Oil 418
London for Men Type Fragrance Oil 296
Love Spell* Fragrance Oil 90
Mango Peach* 371
Mango Sorbet Type Fragrance Oil 614



CRAFTER'S CHOICE® LEMON SUGAR TYPE FRAGRANCE 683

"Great scent! I love this lemon! I used it in M&P soap and the result reminds me of the lemonheads candies I ate when I was little! Not too sweet, but not too tart!"

★★★★★ Customer Review - Robin, 1/2007

Masculine Musk Fragrance Oil 182
 Mayan Gold Fragrance Oil 347
 Mediterranean Fig Type Fragrance Oil 551
 Michael Kors for Women Type FO 222
 Midnight Pomegranate* Fragrance Oil 111
 Monkey Farts Fragrance Oil 95
 Night Blooming Jasmine* FO 784
 Nutcracker Fragrance Oil 513
 Oakmoss Fragrance Oil 473
 Oakmoss Sandalwood Fragrance Oil 199
 Olive* Fragrance Oil 437
 Orange Burst Fragrance Oil 343
 Orange Clove Fragrance Oil 690
 P.S. I Love You* Fragrance Oil 626
 Passionfruit & Pineapple Fragrance Oil 617
 Peach Daiquiri Fragrance Oil 239
 Peach Zinfandel Fragrance Oil 207
 Pear Glace* Fragrance Oil 307
 Pearberry* Fragrance Oil 196
 Peppermint Stick Fragrance Oil 540
 Perfect Pumpkin Fragrance Oil 452
 Pina Colada Fragrance Oil 217
 Pineapple Fragrance Oil 315
 Pink Type Fragrance Oil - Revised 465
 Plumeria* Fragrance Oil 459
 Pomegranate* Fragrance Oil 544
 Pumpkin Crunch II Fragrance Oil 672
 Pumpkin Crunch ORIGINAL FO 191
 Pumpkin Pie Type Fragrance Oil 408
 Pure Seduction* Fragrance Oil 414
 Raspberry Cream Type Fragrance Oil 479
 Raspberry Lemonade* Fragrance Oil 428
 Red Currant & Thyme* Fragrance Oil 460
 Relaxation Fragrance Oil 208
 Rice Flower & Shea* Fragrance Oil 233
 Ruby Pomegranate Fragrance Oil 170
 Sandalwood Fragrance Oil 104
 Sandalwood Vanilla Fragrance Oil 214
 Sands of Morocco Fragrance Oil 174
 Sea Glass Fragrance Oil 215
 Sea Island Cotton* Fragrance Oil 484
 Seaside Cotton Odor Neutralizing FO 435
 Secret Wonderland* Fragrance Oil 458
 See* Fragrance Oil 721
 Sensual Amber* Fragrance Oil 655

Sexy Sandalwood Fragrance Oil 680
 Snuggles Fragrance Oil 477
 Spa Tonic Fragrance Oil 384
 Spa' taneous Fragrance Oil 789
 Sparkling Snowflake Fragrance Oil 518
 Spring Rain Fragrance Oil 224
 Straight Strawberry Fragrance Oil 234
 Strawberries & Champagne* FO 247
 Sugar Plum Fragrance Oil 410
 Sugared Shortbread* Fragrance Oil 411
 Sugared Spruce Fragrance Oil 412
 Sun & Sand Type Fragrance Oil 128
 Sun Ripened Strawberry Fragrance Oil 421
 Sweet Pea* Fragrance Oil 308
 Sweet Strawberry Type Fragrance Oil 432
 Tangerine Fragrance Oil 232
 Tobacco Caramel Type Fragrance Oil 543
 Tomato* Fragrance Oil 431
 Tranquil Sleep* Fragrance Oil 289
 Tuberosa Fragrance Oil 352
 Twilight Woods* Fragrance Oil 615
 Vanilla Bean Noel* Fragrance Oil 113
 Vanilla Fig* Fragrance Oil 652
 Vanilla Noir* Fragrance Oil 628
 Vanilla Oak Type Fragrance Oil 625
 Vera Wang Type Fragrance Oil 565
 Verbena* Fragrance Oil 348
 Very Merry Cranberry* Fragrance Oil 400
 Very Sexy For Men* Fragrance Oil 133
 Very Sexy For Women* Fragrance Oil 451
 Vetyver* Fragrance Oil 485
 Violet Bouquet* Fragrance Oil 413
 Viva La Juicy* Fragrance Oil 119
 Watermelon Fragrance Oil 245
 Whispering Mist* Fragrance Oil 367
 White Citrus* Fragrance Oil 305
 White Linen Type Fragrance Oil 563
 White Tea & Ginger* Fragrance Oil 103
 Wild Honeysuckle* Fragrance Oil 250
 Windsong Balsam Pine Fragrance Oil 519
 Wisteria Fragrance Oil (202)
 Witches Brew Type Fragrance Oil 520
 Yuzu Fragrance Oil 537

SNEAK PEAK CRAFTER'S CHOICE® FRAGRANCES COMING SOON

Fresh Picked Pomelo* Type
 Watermelon & Coconut Milk
 Killer Queen* Type
 Rainforest Sugarcane* Type
 Coriander & Olive
 Fresh Picked Snap Peas* Type
 Fresh Picked Coconut (No Vanilla Content)
 Puppy Paws - For Pets
 Dirty Dawg - For Pets
 Dog Dayz - For Pets
 Playful Pooch - For Pets

ON TREND WITH SOAP & CANDLE

Wholesale Supplies Plus does their best to stay on trend with the handmade industry. They are constantly bringing in new fragrances and flavor oils.



CRAFTER'S CHOICE® WINDSONG BALSAM PINE FRAGRANCE 519

“Excellent fragrance all by itself and blends beautifully with mints and/or citrus scents. I originally intended this to be a men’s fragrance, but women love it too. Holds up perfectly in CP soap.”

★★★★★ Customer Review - Emily, 9/2013

SWEETENED FLAVOR OILS

FOR LIP BALM - LIP GLOSS - LIP SCRUBS



**CRAFTER'S CHOICE®
VANILLA MINT - SWEETENED FLAVOR OIL 815**

“A Lovely light refreshing flavor, not too minty and perfect for light lip balms or even blending with others flavors.”

Customer Review - Kristina 4/2014



SAFE FOR LIP

SWEETENED FLAVOR OILS

Updated List July

- Apple - Sweetened Flavor Oil 778
- Candied Lemon Drop - Sweetened Flavor Oil 779
- Carnival Cotton Candy - Sweetened Flavor Oil 575
- Cherry Kiss - Sweetened Flavor Oil 781
- CinnaMint - Sweetened Flavor Oil 698

- Classic Watermelon - Sweetened Flavor Oil 800
- Coconut Cream - Sweetened Flavor Oil 820
- Creamy Caramel - Sweetened Flavor Oil 611
- Double Bubble Gum - Sweetened Flavor Oil 808
- Doublemint - Sweetened Flavor Oil 813
- Dulce de Leche - Sweetened Flavor Oil 661
- Grape - Sweetened Flavor Oil 809
- Limeade - Sweetened Flavor Oil 665
- Makin Bacon - Sweetened Flavor Oil 804
- Melon - Sweetened Flavor Oil 807
- Menthol - Sweetened Flavor Oil 722

- Orange Creamsicle - Sweetened Flavor Oil 796
- Peppermint - Sweetened Flavor Oil 818
- Pink Lemonade - Sweetened Flavor Oil 814
- Raspberry Glaze - Sweetened Flavor Oil 801
- Strawberry Sorbet - Sweetened Flavor Oil 803
- Sugared Strawberry - Sweetened Flavor Oil 812
- Tupelo Honey - Sweetened Flavor Oil 670
- Vanilla - Sweetened Flavor Oil 806
- Vanilla Mint - Sweetened Flavor Oil 815
- Wild Grape - Sweetened Flavor Oil 816

ONE-STOP SHOP FOR LIP BALMS

LIP BALM BASES - COLORS - SWEETENERS

WHOLESALE SUPPLIES PLUS IS A ONE-STOP SHOP FOR ALL OF YOUR LIP BALM AND LIP GLOSS NEEDS. READY TO USE BASES FOR POTS AND STICKS, LIP SAFE MICAS FOR COLORING, GLITTER, POPULAR FLAVORS, SWEETENERS, LIP TUBES, SPECIALTY JARS AND TINS, DISPLAY BOXES AND MUCH MORE.



“Everyone loves this lip balm. It is so easy to make. I just heat up, add my essential oils and pour into pot. It’s an easy seller when people see they are all natural.”

All Natural & Paraben Free Lip Balm Base for Pots
Customer Review - Michelle 6/2014



READY-TO-USE LIP BALM BASES

SO SIMPLE TO USE THIS BASE!
JUST ADD YOUR FLAVOR,
COLOR & SWEETENER!

CRAFTER’S CHOICE LIP BALM BASE FOR POTS

Soft, silky base that readily accepts flavor fragrance and color.

CRAFTER’S CHOICE LIP BALM BASE FOR STICKS

Ideal for lip products and lotion bars. Smooth base with conditioning feel. Readily accepts flavor fragrance, fragrance oil and color.

POPULAR MICAS FOR LIP BALM

-  RED ORANGE OIL LOCKING MICA SHIMMER
-  CORAL OIL LOCKING MICA SHIMMER
-  PINK SPARKLE MICA
-  CRIMSON SPARKLE MICA

ESSENTIAL OIL BLENDS

BLENDS OF PURE ESSENTIALS WITH FRAGRANCE OILS

OUR ESSENTIAL OIL BLENDS ARE PRIMARILY ESSENTIAL OIL BUT ENHANCED WITH A BOOST OF FRAGRANCE OIL. THIS PROVIDES DEPTH AND IMPROVED PERFORMANCE IN BATH AND BODY PRODUCTS. TRY OUR BLENDS TODAY - YOU WON'T BE DISAPPOINTED!



ESSENTIAL OIL BLENDS

NATURAL ESSENTIAL OIL BLENDS

Basil, Sage & Mint - EO & FO Blend 687
Bergamot Grapefruit - EO & FO Blend 736
Bliss - Certified 100% Natural 669
Cedarwood Sage - EO & FO Blend 610
Chamomile & Lavender - EO & FO Blend 584
Chamomile Neroli - EO & FO Blend 609
Energizing - EO & FO Blend 605
Eucalyptus Spearmint - EO & FO Blend 608

Euphoria* - EO & FO Blend 591
Frankincense & Myrrh - EO & FO Blend 594
Headache - EO & FO Blend 586
Honey Almond - EO & FO Blend 741
Indigenous* - EO & FO Blend 588
Lavender* - EO & FO Blend 590
Lemon Sage Ginger - EO & FO Blend 743
Lemon Verbena - EO & FO Blend 715
Madagascar* - EO & FO Blend 589
Mother Earth - Certified 100% Natural 329
Muscle Rescue - EO & FO Blend 581
Orange, Cinnamon and Clove - EO & FO Blend 744
Rainforest - Certified 100% Natural 668
Rainforest* - EO & FO Blend 592

Relaxation - EO & FO Blend 745
Rosemary Peppermint - EO & FO Blend 739
Shampure* - EO & FO Blend 585
Sinus - EO & FO Blend 583
Sleep Time - EO & FO Blend 606
Summer Honey - Certified 100% Natural 395
Sweet Bay Rose - EO & FO Blend 604
Valencia* - EO & FO Blend 593

PURE ESSENTIAL OILS

CERTIFIED - PURE - UNADULTERATED

WHOLESALE PUR ESSENTIAL OILS FOR AROMATHERAPY, SOAP MAKING, AND HANDMADE COSMETICS. AROMA THERAPISTS AND RELAXATION SPAS USE OUR ESSENTIAL OILS BECAUSE THEY TRUST THE QUALITY. WE STOCK OVER 30 OF THE MOST POPULAR CERTIFIED PURE ESSENTIAL OILS. WE DO NOT COST REDUCE, DILUTE OR CUT OUR ESSENTIAL OILS TO REDUCE THE PRICE. ALL OF OUR ESSENTIAL OILS ARE BOTTLED IN GLASS.



PURE ESSENTIAL OILS

100% PURE NATURAL ESSENTIAL OILS

Anise EO - Certified 100% Pure 720
Bergamot EO - Certified 100% Pure 731
Bitter Almond - Certified 100% Natural 587
Cedarwood EO - Certified 100% Pure 135
Cinnamon Leaf EO - Certified 100% Pure 702
Citronella EO - Certified 100% Pure 703
Clove Bud EO - Certified 100% Pure 704
Eucalyptus (80/82) EO - Certified 100% Pure 705

Eucalyptus (80/85) EO - Certified 100% Pure 142
Fir Needle EO - Certified 100% Pure 726
Geranium EO - Certified 100% Pure 732
Ginger EO - Certified 100% Pure 724
Grapefruit (Pink) EO - Certified 100% Pure 141
Grapefruit (White) EO - Certified 100% Pure 706
Lavandin EO - Certified 100% Pure 576
Lavender 30/32 EO - Certified 100% Pure 100
Lavender 40/42 EO - Certified 100% Pure 139
Lemon EO - Certified 100% Pure 140
Lemon Eucalyptus EO - Certified 100% Pure 598
Lemongrass EO - Certified 100% Pure 138
Lime EO - Certified 100% Pure 708
Litsea Cubeba EO - Certified 100% Pure 709

Orange (15x Clear) EO - Certified 100% Pure 602
Orange (Blood) EO - Certified 100% Pure 710
Orange (Sweet) EO - Certified 100% Pure 134
Patchouli EO - Certified 100% Pure 711
Peppermint (Natural) EO - Certified 100% Pure 712
Peppermint (Redist) EO - Certified 100% Pure 699
Rosemary EO - Certified 100% Pure 714
Spearmint EO - Certified 100% Pure 713
Tangerine EO - Certified 100% Pure 727
Tea Tree EO - Certified 100% Pure 136
Wintergreen EO - Certified 100% Pure 597
Ylang Ylang III EO - Certified 100% Pure 719

ONE-STOP SHOP FOR PACKAGING SUPPLIES

BOTTLES, JARS, TINS & LIP TUBES IN ALL COLORS, SHAPES & SIZES



EVERYTHING YOU NEED FOR YOUR BATH & BODY LINE

WSP carries a regular line of plastic and glass bottles and jars in popular sizes and shapes so that the bottles you need are always in stock for your regular product line.



“Just gorgeous! These are crystal clear and are excellent for colored liquid soaps. Awesome product that is now a permanent fixture in my line!”



4 oz Clear Boston Round Plastic Bottle
Customer Review - Jennifer, 9/2006

PLASTIC BOTTLES & TOPS

PLASTIC BOTTLES IN MANY SHAPES, COLORS & SIZES

WHOLESALE SUPPLIES PLUS CARRIES A LINE OF NEARLY A HUNDRED BOTTLES AND TOPS FOR CUSTOMERS THAT CREATE HANDMADE LIQUID SOAPS, LOTIONS, SPRAYS AND SCRUBS THAT NEED TO BE PACKAGED IN SEALED BOTTLES.

PLASTIC BOTTLES

15 ml Natural LDPE Boston Round - 15/415
15 ml Standard Natural LDPE Malibu
50 ml Clear & White PET Foamer
75 ml Clear & White PET Foamer
1 oz Clear Cosmo Oval Plastic Bottle
1 oz Clear Cylinder Round Plastic Bottle
1 oz Clear Rectangle Plastic Bottle
1 oz Clear Round Bullet Plastic Bottle
1 oz Frosted Airless Pump, Bottle & Top
1 oz Green Round Bullet Plastic Bottle
1 oz Natural Boston Round Plastic Bottle
1 oz Natural Cylinder Plastic Bottle
1 oz White Round Bullet Plastic Bottle
2 oz Amber Boston Round Plastic Bottle
2 oz Amber Bullet Plastic Bottle
2 oz Amber Cosmo Oval Plastic Bottle
2 oz Black Bullet Plastic Bottle
2 oz Black Cylinder Round Plastic Bottle
2 oz Blue Bullet Plastic Bottle - 20/410
2 oz Blue Cosmo Oval Plastic Bottle
2 oz Clear Boston Round Plastic Bottle
2 oz Clear Cosmo Oval Plastic Bottle
2 oz Clear Cylinder Round Plastic Bottle
2 oz Clear Round Bullet Plastic Bottle
2 oz Green Bullet Plastic Bottle
2 oz Natural Boston Round Plastic Bottle
2 oz Natural Cylinder Round Plastic
2 oz Standard Malibu Tottle 22/400 1.5"
2 oz White Bullet Plastic Bottle
3.5 oz Natural Airless Pump Set
4 oz Amber Boston Round Plastic Bottle
4 oz Amber Bullet Plastic Bottle - 20/410
4 oz Amber Cosmo Oval Plastic Bottle
4 oz Black Bullet Plastic Bottle - 20/410
4 oz Black Cylinder Round Plastic Bottle
4 oz Blue Bullet Plastic Bottle
4 oz Blue Cosmo Oval Plastic Bottle
4 oz Clear Boston Round Plastic Bottle
4 oz Clear Cosmo Oval Plastic Bottle -
4 oz Clear Cylinder Round Plastic Bottle
4 oz Clear Round Bullet Plastic Bottle
4 oz Clear Round Bullet Plastic Bottle
4 oz Green Bullet Plastic Bottle - 20/410
4 oz Natural Boston Round Plastic Bottle
4 oz Natural Cylinder Round Plastic
4 oz Standard Malibu Tottle 22/400 1.5"
4 oz White Bullet Plastic Bottle - 20/410
5 oz Natural Airless Pump, Bottle & Top
6 oz Natural Boston Round Plastic Bottle
8 oz Amber Boston Round Plastic Bottle
8 oz Amber Bullet Plastic Bottle - 24/410
8 oz Amber Cosmo Oval Plastic Bottle
8 oz Black Bullet Plastic Bottle - 24/410
8 oz Black Cylinder Round Plastic Bottle
8 oz Blue Bullet Plastic Bottle - 24/410
8 oz Blue Cosmo Oval Plastic Bottle
8 oz Clear Boston Round Plastic Bottle
8 oz Clear Cosmo Oval Plastic Bottle
8 oz Clear Cylinder Round Plastic Bottle
8 oz Clear Keuka Bottle Plastic Bottle
8 oz Clear Modern Boston Bottle
8 oz Clear Modern Round Plastic Bottle
8 oz Clear PET Honey Bear Bottle
8 oz Clear Round Bullet Plastic Bottle
8 oz Green Bullet Plastic Bottle
8 oz Natural Boston Round Plastic Bottle
8 oz Natural Cylinder Round Plastic
8 oz Pink Bullet Plastic Bottle - 24/410
8 oz Purple Bullet Plastic Bottle - 24/410
8 oz White Bullet Plastic Bottle - 24/410
8.5 oz Amber Table Top Bottle
8.5 oz Clear Table Top Bottle
16 oz Clear Round Bullet Plastic Bottle
16 oz Natural Cylinder Round Bottle
64 oz - 1/2 Gallon Natural Jug 38/400
0.75 oz Natural Twist-up Tube & Top
1 oz. Natural LDPE Cylinder Round Bottle
128 oz - 1 Gallon Natural Jug
8 oz Natural Modern Boston Bottle

BOTTLE TOPS , CAPS & LIDS

15/415 Black Smooth Basic Top Cap
15/415 White Smooth Flip Top Cap
20/410 Black & Natural Yorker Twist Open Top
20/410 Black Petite Treatment Pump Top - Clear Cap
20/410 Black Ribbed Basic Top Cap - F217 Liner
20/410 Black Ribbed Sprayer Top - Clear Cap
20/410 Black Smooth Disc Top Cap
20/410 Natural Plastic Bottle Orifice Reducer
20/410 Natural Ribbed Sprayer Top - Clear Cap
20/410 Natural Smooth Disc Top Cap
20/410 White Petite Treatment Pump Top - Clear Cap
20/410 White Ribbed Basic Top Cap - F217 Liner
20/410 White Ribbed Sprayer Top - Clear Cap
20/410 White Smooth Disc Top Cap
22/400 Black Flip Top Cap - 1.5 inch
22/400 Black Flip Top Cap - 2.0 inch
22/400 Natural Flip Top Cap - 1.5 inch
22/400 Natural Flip Top Cap - 2.0 inch
22/400 White Flip Top Cap - 1.5 inch
22/400 White Flip Top Cap - 2.0" (Scrub Opening)
24/410 Black & Natural Yorker Twist Open Top
24/410 Black Ribbed Basic Top Cap - F217 Liner
24/410 Black Ribbed ELITE Pump Top
24/410 Black Ribbed Sprayer Top - Clear Cap
24/410 Black Smooth Basic Top - F217 Liner
24/410 Black Smooth Disc Top Cap
24/410 Natural Mini Trigger Sprayer
24/410 Natural Plastic Bottle Orifice Reducer
24/410 Natural Ribbed ELITE Pump
24/410 Natural Ribbed Sprayer & Clear Cap
24/410 Natural Smooth Disc Top
24/410 White & Silver Metal Sprayer & Clear Cap
24/410 White Ribbed Basic Top - F217 Liner
24/410 White Ribbed ELITE Pump Top
24/410 White Ribbed Sprayer & Clear Cap
24/410 White Smooth Basic Top Cap
24/410 White Smooth Disc Top Cap
28/400 Phenolic Black Top Cap - Polycone Liner

JARS & TOPS

A VARIETY OF SHAPES, COLORS & SIZES

WHOLESALE SUPPLIES PLUS ALLOWS YOU TO CUSTOMIZE YOUR LINE. THEY SUPPLY THE MOST POPULAR PLASTIC JARS AND TOPS FOR THEIR CUSTOMERS THAT CREATE BEAUTIFUL HANDMADE LOTIONS, SALTS, AND SCRUBS.

PLASTIC JARS

1/2 oz Clear PET Basic Plastic Jar - 33/400
1/4 oz LDPE Polycon - Black
1/4 oz LDPE Polycon - Natural
1/4 oz LDPE Polycon - White
1/4 oz White Double Wall Jar - 33/400
1 oz Clear PET Basic Plastic Jar - 38/400
2 oz Black Double Wall Plastic Jar - 58/400
2 oz Clear Basic Plastic Jar - 48/400
2 oz Clear Heavy Wall Plastic Jar - 58/400
2 oz White Double Wall Plastic Jar - 58/400
2 oz White LOW PROFILE Plastic Jar - 70/400
2 oz White Plastic Jar - 58/400 (Surplus)
3 oz Natural LOW PROFILE Plastic Jar & Top
4 oz Amber Basic Plastic Jar - 58/400
4 oz Black Double Wall Plastic Jar - 70/400
4 oz Blue Basic Plastic Jar - 58/400
4 oz Clear Basic Plastic Jar - 58/400
4 oz Clear Heavy Wall Plastic Jar - 70/400
4 oz Clear Powell Oval Plastic Jar - 58/400
4 oz Green Basic Plastic Jar - 58/400
4 oz White Basic Plastic Jar - 58/400
4 oz White Double Wall Plastic Jar - 70/400
16 oz Natural Ice Cream Tub & Natural Lid Set
16 oz White Ice Cream Tub & White Lid Set
8 oz Amber Basic Plastic Jar - 70/400
8 oz Black Double Wall Plastic Jar - 89/400
8 oz Blue Basic Plastic Jar - 70/400
8 oz Clear Basic Plastic Jar - 70/400
8 oz Clear Heavy Wall Plastic Jar - 89/400
8 oz Clear Powell Oval Plastic Jar - 70/400
8 oz Green Basic Plastic Jar - 70/400
8 oz White Basic Plastic Jar - 70/400
8 oz White Double Wall Plastic Jar - 89/400
16 oz Clear Basic Plastic Jar - 89/400
4 oz Natural Classic Plastic Jar - 71 mm Top
6.5 oz Natural LOW PROFILE Jar and Top

TOPS FOR JARS

33/400 Black Ribbed Basic Top Cap - F217 Liner
33/400 Phenolic Black Top Cap - Polycone Liner
33/400 White Dome Basic Top Cap - F217 Liner
33/400 White Ribbed Basic Top Cap - F217 Liner
33/400 White Straight Basic Top Cap - F217 Liner
38/400 Black Ribbed Basic Top Cap - F217 Liner
38/400 Gallon Jug Pump
38/400 Phenolic Black Top Cap - Polycone Liner
38/400 White Ribbed Top Cap - F217 Liner
38/400 White Straight Top Cap - F217 Liner
40 mm Table Top Foamer Pump Top - BLACK
40 mm Table Top Foamer Pump Top - WHITE
43/400 Black Ribbed Top Cap - F217 Liner
43/400 White Ribbed Top Cap - F217 Liner
48/400 Black Ribbed Top Cap - F217 Liner
48/400 White Ribbed Top Cap - F217 Liner
48/400 White Straight Top Cap - F217 Liner
58/400 Black Dome Top Cap - F217 Liner
58/400 Black Ribbed Top Cap - F217 Liner
58/400 Black Straight Top Cap - F217 Liner
58/400 Silver Metal Basic Top Cap - Foam Liner
58/400 White Dome Top Cap - F217 Liner
58/400 White Ribbed Top Cap - F217 Liner
58/400 White Straight Top Cap - F217 Liner
70/400 Black Dome Top Cap - F217 Liner
70/400 Black Ribbed Top Cap - F217 Liner
70/400 Black Straight Top Cap - F217 Liner
70/400 Silver Metal Basic Top Cap - Foam Liner
70/400 White Dome Top Cap - F217 Liner
70/400 White Ribbed Top Cap - F217 Liner
70/400 White Straight Top Cap - F217 Liner
71 mm Natural Top Cap - No Liner
89/400 Black Dome Top Cap - No Liner
89/400 Black Ribbed Top Cap - F217 Liner
89/400 Black Straight Top Cap - F217 Liner
89/400 White Dome Top Cap - F217 Liner
89/400 White Ribbed Top Cap - F217 Liner
89/400 White Straight Top Cap - F217 Liner

CLAMSHELLS, BATH BOMB MOLDS & SOAP CUPS

SOAP CLAMSHELLS - SOAP CUPS - BATH BOMB MOLDS



CRAFTER'S CHOICE® CLAMSHELLS

Basket Weave Clamshell
Bath Bomb Ball Mold - 1.75" diameter (2 pc set)
Bath Bomb Ball Mold - 2.75" diameter (2 pc set)
Bee & Honeycomb Clamshell
Break-A-Way Clamshell
Celtic Heart Clamshell
Celtic Oval Clamshell
Celtic Rectangle Clamshell
Clamshell with Hinged Lid - 6 Small Cubes
Clamshell with Hinged Lid - 6 Medium Squares
Gingerbread Rectangle Clamshell
Lighthouse Rectangle Clamshell
Palm Tree Rectangle Clamshell
Plain Heart Clamshell
Plain Oval Clamshell
Plain Rectangle Clamshell
Snowflake Oval Clamshell
Soap Cup - Rectangle
Soap Cup - Round
Victorian Heart Clamshell
Victorian Oval Clamshell
Victorian Rectangle Clamshell
Wedding Rings Clamshell

“Fantastic product! So easy to use!”



Plain Rectangle Clamshell
Customer Review - Kimberly 6/2004



CRAFTER'S CHOICE® SOAP CUPS

Crafters Choice™ Soap Cup - Rectangle
Crafters Choice™ Soap Cup - Round

“Perfect size! Love these! These cups are so convenient. They make the process so quick and easy! Product ideas are endless.”



Soap Cup - Round
Customer Review - Sharon, 5/2014



CRAFTER'S CHOICE® BATH BOMB MOLD

Bath Bomb Ball Mold - 1.75" diameter (2 pc set)
Bath Bomb Ball Mold - 2.75" diameter (2 pc set)

“In a word, awesome. My bath bombs came out perfectly. Because they can stay in the mold while hardening, they didn't develop warts. And the best part is, they pop right out - no sticking whatsoever. “



Bath Bomb Ball Mold - 2.75" Diameter (2 PC Set)
Customer Review - Barbara, 3/2014

SPECIALTY PACKAGING, BAGS & WRAP

BAGS - SHRINK WRAP - RIBBONS - SOAP BOXES

WHOLESALE SUPPLIES PLUS OFFERS A BROAD SELECTION OF ORGANZA, MUSLIN, CELLO AND SHRINK WRAP BAGS. SPECIALTY PACKAGING ITEMS SUCH AS PRESS AND SEAL LINERS, CRINKLE PAPER, SHRINK WRAP BANDS AND RIBBONS. ARE INCLUDED IN THEIR EXTENSIVE PACKAGING LINE.

BAGS, WRAP ETC

Embed Paper for Soap (Water Soluble Paper)
Muslin Drawstring Bags - Large 5 x 7
70 mm Clear Disc Jar Liner (Flat)
Bath Tea Bags (2.5" x 2.5")
Bath Tea Bags (5" x 3.75")
Black Curling Ribbon
Brown Curling Ribbon
Burgundy Curling Ribbon
Citrus Green Curling Ribbon
Clear Poly - Zip Close Bags 3 x 4
Clear Poly - Zip Close Bags 4 x 4
Clear Poly - Zip Close Bags 5 x 7
Clear Poly - Zip Close Bags 8 x 10
Clear Poly - Zip Close Bags 8 x 12
Clear Poly Bags - 10" x 3" (50 bags/pack)
Clear Poly Bags - 11" x 5" x 3" (20 bags/pack)
Clear Poly Bags - 4.75" x 3" (100 bags/pack)
Clear Poly Bags - 6" x 3.75" (100 bags/pack)
Clear Poly Bags - 9" x 4" x 2" (30 bags/pack)
Clear Poly Bags 14 x 20
Crinkled Paper Filler - Brown
Crinkled Paper Filler - Green (Sage)
Crinkled Paper Filler - Ivory
Crinkled Paper Filler - Pink (Bright)
Handcrafted Seal/Label - Gold Embossed
Heat Seal Sample Packet - Silver, 2 x 4.75 inches
Heat Seal Travel Packet - Silver, 3 x 5 inches
Heat Seal Zip Close Bag - Silver Front & Back
Kraft Window Tin Tie Bag - 1/2 Pound (Medium)
Lip Tube Arched Display Box - (NATURAL COLOR)
Lip Tube Arched Display Box - (WHITE COLOR)
Mold Bag Liner - Fits In Long Wood Soap Mold
Muslin Drawstring Bags - Traditional 4 x 6
Natural Frost Handled Bag (12" x 15")
Natural Frost Handled Bag (9" x 12")
Natural Raffia
Orange Curling Ribbon
Organza Bag - Black (4" x 3")
Organza Bag - Black (6.5" x 5")
Organza Bag - Black (9" x 5.5")
Organza Bag - Gold (4" x 3")

Organza Bag - Gold (6.5" x 5")
Organza Bag - Gold (9" x 5.5")
Organza Bag - Ivory (4" x 3")
Organza Bag - Ivory (6.5" x 5")
Organza Bag - Ivory (9" x 5.5")
Organza Bag - Lavender (4" x 3")
Organza Bag - Lavender (6.5" x 5")
Organza Bag - Lavender (9" x 5.5")
Organza Bag - Light Blue (4" x 3")
Organza Bag - Light Blue (6.5" x 5")
Organza Bag - Light Blue (9" x 5.5")
Organza Bag - Pink (4" x 3")
Organza Bag - Pink (6.5" x 5")
Organza Bag - Pink (9" x 5.5")
Organza Bag - White (4" x 3")
Organza Bag - White (6.5" x 5")
Organza Bag - White (9" x 5.5")
Pink Curling Ribbon
Premium Glassine Bags (2 3/4" x 4 1/4")
Premium Glassine Bags (4 1/2" x 6 3/4")
Premium Glassine Bags (5 1/2" x 7 3/4")
Press & Seal Liner - 20mm
Press & Seal Liner - 22mm
Press & Seal Liner - 24mm
Press & Seal Liner - 33mm
Press & Seal Liner - 38mm
Press & Seal Liner - 48mm
Press & Seal Liner - 58mm
Press & Seal Liner - 70 mm
Press & Seal Liner - 89 mm
Purple Curling Ribbon
Red Curling Ribbon
Royal Blue Curling Ribbon
Semi Clear Handled Bag (12" x 7" x 22")
Shredded Wood Excelsior
Zip Pouch - Black with Window
Zip Pouch - White with Window
Zip Pouch: 1 oz. Clear Side & Silver Side
Zip Pouch: 16 oz. Clear Side & Silver Side
Zip Pouch: 2 oz. Clear on Both Sides

SHRINK WRAP BAGS

Shrink Wrap Flat Bags - 4 x 6
Shrink Wrap Flat Bags - 6 x 11
Shrink Wrap Flat Bags - 6 x 6

SHRINK WRAP BANDS

Shrink Wrap Bands - 20 x 82 (Slim Lip Tube)
Shrink Wrap Bands - 28 x 63 (Round Lip Tube)
Shrink Wrap Bands - 28 x 70 (Oval Lip Tube)
Shrink Wrap Bands - 35 x 90
Shrink Wrap Bands - 40 x 40
Shrink Wrap Bands - 50 x 55
Shrink Wrap Bands - 57 x 55
Shrink Wrap Bands - 65 x 55
Shrink Wrap Bands - 80 x 55
Shrink Wrap Bands - 95 x 55
Shrink Wrap Bands - 102 x 102 (Soap Band)
Shrink Wrap Bands - 115 x 55
Shrink Wrap Bands - 120 x 55
Shrink Wrap Bands - 135 x 55
Shrink Wrap Bands - 155 x 55
Shrink Wrap Bands - 170 x 55

CRYSTAL CELLO BAGS

Premium Crystal Cello Bags (12" x 6" - Cone)
Premium Crystal Cello Bags (2.5" x 2" x 6")
Premium Crystal Cello Bags (3.5" x 2" x 7.5")
Premium Crystal Cello Bags (4" x 2" x 9")
Premium Crystal Cello Bags (4" x 2.5" x 10.25")
Premium Crystal Cello Bags (4.75" x 6.75")
Premium Crystal Cello Bags (5" x 3" x 11.5")

SPECIALTY PACKAGING SUPPLIES

METAL TINS - LIP TUBES - METAL & GLASS BOTTLES

WHOLESALE SUPPLIES PLUS RECOGNIZES THAT YOU HAVE A UNIQUE PRODUCT LINE AND YOU WANT UNIQUE PACKAGING. THIS IS WHY THEY REGULARLY CARRY SPECIALTY LIP TUBES, COLORFUL CAPS, UNIQUE TINS, SPECIALTY BOTTLES, AIRLESS PUMP BOTTLES AND SPECIALTY JARS.

SPECIALTY PACKAGING

2 ml Clear Square Jar with Clear Top
1/4 oz Clear Hinged Compact
1/4 oz Clear Pot & Clear Screw Top
4 ml Natural Plastic Roll On Bottle Natl Top
5 ml Frosted Plastic Roll On Bottle Natl Top
1/2 oz Clear Pot & Clear Screw Top
1/3 oz Clear Jar with Black Top
1/3 oz Clear Jar with Natural Top
1/3 oz Clear Jar with White Top
10 ml Clear Plastic Bottle, Sprayer, Cap Top
15 ml Clear Plastic Bottle and Roller White Cap
1.7 oz Natural Airless Pump, Bottle & Top Set
0.07 oz Lip Tube & Cap - NATURAL, SLIM ROUND
0.15 oz Lip Tube & Cap - NATURAL, OVAL
0.15 oz Lip Tube & Cap - WHITE, OVAL
0.15 oz Lip Tube Only - BLACK, ROUND
0.15 oz Lip Tube Only - NATURAL, ROUND
0.15 oz Lip Tube Only - WHITE, ROUND
1 oz Clear Push Up Sticks & Tops
1.5 x 6" Clear PETG Tube with White Cap
128 oz (1 gallon) White Bucket & Lid with Gasket
2 oz Natural Twist-up Tube & Top
2.25 oz White Lotion Bar Tube & Top - Dial Up
5 oz Paper Powder Shaker Container - White
Glass Packer - Large
Glass Packer - Small
Lip Tube Individual Box - (WHITE COLOR)
Silver Aluminum Bullet - 2.5 oz (24/410)
Silver Aluminum Bullet - 4 oz (24/410)
White Bucket & Lid with Gasket - 3.5 gallon
White Handled Pail & Tab Lid - 1 gallon

SPECIALTY TOPS

Black Cap for 7 ml Clear Glass Roll On Bottle
Cap for Lip Tube - Black, Round
Cap for Lip Tube - Natural, Round
Cap for Lip Tube - White, Round
Surplus - Cap for Lip Tube - Bright Pink, Round
Surplus - Cap for Lip Tube - Dk Red, Round
Surplus - Cap for Lip Tube - Tan, Round
White Cap for 7 ml Clear Glass Roll On Bottle

TINS

0.25 oz Lip Slide Tin Set - Silver
0.5 oz Silver Shallow Metal Tin Assembled Set
1 oz Silver Shallow Metal Tin Assembled Set
2 oz Silver Shallow Metal Tin Assembled Set
4 oz Silver Shallow Metal Tin Assembled Set

GLASS BOTTLES

1 oz Clear Glass Boston Round - 20/400
7 ml Glass Bottle, Metal Roller Ball - Black
7 ml Glass Bottle, Plastic Roller - Black
7 ml Glass Bottle, Plastic Roller - White
2 oz Amber Glass Wide Mouth Bottle
4 oz Clear French Square Glass Bottle
8 oz Clear French Square Glass Bottle
16 oz Clear French Square Glass Bottle



SAVE WHEN YOU BUY AS A STARTER KIT

STARTER KITS MAKE IT EASY. IT'S THAT SIMPLE.

STARTER KITS ARE AN EASY WAY TO TRY NEW RECIPES. THE EASY TO FOLLOW DIRECTIONS HELP CUSTOMERS OBTAIN SUCCESS. BE INSPIRED TO TRY SOMETHING NEW TODAY!

FUN & EASY KIT LOOKS GOOD ENOUGH TO EAT

THESE SOAPS ARE FUN & EASY TO MAKE. CHANGE THE FRAGRANCE & COLORS TO CUSTOMIZE YOUR FINAL PRODUCT.

GLITTERY PARTY CUPCAKES SOAP STARTER KIT

“Great kit, these turned out great! Everyone loves them and mistakes them for the real thing. The icing was easier than i thought to pipe. The fragrance is great. Great kit for the price.”

Customer Review - Chris, 5/2014



*HUNDREDS OF STARTER KITS & FREE RECIPES
ONLINE AT WHOLESALESUPPLIESPLUS.COM*

FUN & HELPFUL STARTER KITS

BAR SOAPS - SOAP LOAFS - PET KITS - HOME CARE KITS

STARTER KITS USE OUR MOST POPULAR SUPPLIES TO CREATE OUTSTANDING PRODUCTS.

SOAP MAKING KITS

A Single Rose Soap Making Kit
Abalone & Sea Shells Soap Making Kit
Acorn & Cinnamon Sticks Soap Making Kit
Americana Stars Soap Pop Kit
Anchors Away Americana Soap Making Kit
Apple Balsam Pine Tree Soap Loaf Kit
Apple Brown Betty Soap Loaf Kit
Artistic First Snow Soap Tray Mold Kit
Artistic Perfect Pumpkin Soap Kit
Baby Ducks Soap Making Kit
Bath Tea Guest Soap Making Kit
Be My Valentine Soap Making Kit
Bed of Roses Loaf Soap Making Kit
Beer Soap Pop Making Kit
Birthday Party Ducks Soap Making Kit
Black Tie Soap Making Kit
Blades of Grass Gridiron Soap Making Kit
Blank Canvas Soap Making Kit
Blue Heart Soap Bar Kit
Calendula Sun Soap Making Kit
Candy Corn Soap Making Kit (in clamshell)
Candy Shop Soap Pop Kit
Candy Swirl Lollipop Soap Making Kit
Celebration Loaf Soap Loaf Kit
Celtic Rectangle Soap Making Kit
Champagne at Midnight Soap Making Kit
Champagne Soap Loaf Kit
Chocolate Truffles Bar Soap Making Kit
Chunky Ocean Rain Soap Making Kit
Chunky Pink Berry Mimosa Soap Kit
Class of 2013 Soap Making Kit
Coconut Milk & Luffa Soap Loaf Kit
Coffee Mocha Loaf Soap Making Kit
Confetti Guest Soap Loaf Kit
Curlz and Stars Soap Loaf Kit
Easter Cross Soap Making Kit
Easter Eggs in Basket Soap Making Kit
Easter Eggs with Embed Paper Soap Kit
Elegant Holiday Soap Loaf Kit
Embedded White Calla Lillies Soap Kit
Fall Luffa Soap Making Kit
Fish in a Dish Soap Making Kit
Fisherman Soap Making Kit
Flower Power Apricot Scrubby Soap Kit
Fluorescent Neon Layers Soap Loaf Kit
Football Soap Making Kit
Gingerbread Man Pop Soap Making Kit

Glitter and Glam Soap Making Kit
Glittery Party Cupcakes Soap Making Kit
Graduation Cap Soap Making Kit
Green Beer & Clover Leaf Soap Loaf Kit
Gym Bag Soap Making Kit - Single Use
Halloween Ducks Soap Making Kit
Heart Wedding Rings Soap Making Kit
Hearts and Clovers Soap Loaf Kit
Holiday Ducks Soap Making Kit
Holiday Gift Box Soap Kit
Hoot Owl Soap Making Kit
Iced Tea Soap Loaf Kit
Inspirational Soap Bar Kit
Japanese Cherry Blossom Soap Kit
Kids Critter MP Soap Making Kit
Kitchen Scrubbie MP Soap Making Kit
Lemon Sugar Soap Making Kit
Leprechaun's Gold Soap Loaf Kit
Margarita Lime Soap Loaf Kit
Melon Cupcakes Soap Making Kit
Mens Clay and Tea Tree Soap Kit
Mens Shave Soap Making Kit
Mens Travel Shave Soap Making Kit
Mustache Soap Making Kit
My Teens Favorite Bar Soap Making Kit
Neapolitan Soap Pop Kit
Neapolitan Ice Cream Loaf Soap Kit
Oatmeal Scrubby Soap Making Kit
Ombre Bunny Guest Soap Kit
Pamper Me Pedicure (Blue) Soap Kit
Pamper Me Pedicure (Green) Soap Kit
Pamper Me Pedicure (Orange) Soap Kit
Pamper Me Pedicure (Red) Soap Kit
Paw Prints and Footballs Soap Kit
Pet Paws Soap Making Kit
Photo Frame Soap Making Kit
Pink Berry Mimosa Cupcake Soap Kits
Pink Ribbon Bar Soap Kit
Poppy Flowers Soap Making Kit
Pot O' Gold Soap Making Kit
Purple Calla Lily Soap Cakes Kit
Raindrop Soap Loaf Kit
Rainy Day Soap Making Kit
Reindeer Ducks Soap Making Kit
Retro Bicycle Soap Making Kit
Rustic Wedding Favors Soap Kit
Santa's Tree Farm Soap Kit

School Books Soap Kit
School Chalkboard Eraser Soap Kit
School Ruler & Eraser Soap - Guest Bar Kit
Scrabble Tiles Soap Favor Kit
Sea Glass Guest Soap Making Kit
Sea Glass Soap Loaf Kit
Snow Balls Soap Making Kit
Snow Cone Soap Loaf Kit
Snow Globe Soap Kit
Soap Frosting Starter Kit
Spa Duck Soap Making Kit
Sport Ball Embed Paper Soap Making Kit
Star and Curls Tree Soap Loaf Kit
Summer Fruit Soap Pop Kit
Sunny Day Flip Flops Soap Making Kit
Team Jersey Soap Making Kit
Tree with Falling Snow Soap Loaf Kit
Under the Sea 3D Soap Making Kit
Valentine Kiss Me Frogs Soap Making Kit
Valentine Mini Ducks Soap Making Kit
Valentine Sugar Cookies Soap Making Kit
Valentine Whoopie Pies Soap Making Kit
Very Merry Cranberry Tree Soap Loaf Kit
Watermelon Slice Soap Loaf Kit
Wedding Gift Box Soap Kit

HOME CARE KITS

Gingham Apple Air Freshener Wax Tart Kit
Harvest Ale Air Freshener Wax Tart Kit
Kitchen Scrubbie MP Soap Making Kit
Multi-Purpose Cleaning Spray/Hand Wash
Room and Carpet Refresher Kit

PET KITS

Dog Bone Pet Shampoo Bar
Nose & Paws Lotion Bar Kit
Pampering Pet Set Kit
Pet Paws Soap Making Kit
Pet Shampoo Kit
Pet Spritz Kit

SPECIALTY SOAP KIT

Soap Frosting Starter Kit

BATH & BODY STARTER KITS

LOTION - EXFOLIANTS - FACE MASKS - LIQUID SOAPS

PAMPER YOURSELF WITH A NEW STARTER KIT.

BATH & BODY KITS

After Sports Waterless Hand Cleaner Kit
After-Shave Gel Kit
All Natural (From Scratch) Lip Balm Kit
All Natural Pink Grapefruit Lip Balm Kit
Amber Romance Bath Splash Kit
Apple Cider Lotion Making Kit
Aromatherapy Lotion Bar Kit
Athletic Moisturizing Balm Making Kit
Basic Lotion Making Kit
Bath Salts with Botanicals Kit
Bath Tea with Spa Salts Kit
Bath Tub Paints Kit
Beach Bag Travel Set Kit
Beach Bag Travel Set Kit
Beach Bag Travel Set Kit
Beach Butter Balm Kit
Beach Day Body Scrub Kit
Beer for Men Lotion Making Kit
Belly Balm Lotion Bar Kit
Black Raspberry Vanilla Body Wash Kit
Blueberry Bath Whip Making Kit
Blushing Body Butter Kit
Body Glitter Gel Kit
Body Spray Kit - Do Not Bug Me
Callus Cream Hand Care Kit
Carrot Extract Facial Cleanse & Polish Kit
Champagne Kisses Body Wash Kit
Chocolate Mint Lip Gloss Kit
Coconut Milk & Lavender Bath Salt Kit
Cool Menthol Foot Scrub Kit
Cool Menthol Foot Scrub Kit
Cooling Cucumber Face Mask Kit
Cotton Candy Emulsified Sugar Scrub Kit
Cotton Candy Shaving Cream Kit
Cranberry Lip Scrub and Body Butter Kit
Cranberry Thumbprint Cookie Bath Tart Kit
Creamy Berry Lip Balm Kit
Cuticle Cream Kit
Cuticle Cream with Mango Butter Kit
Don't Bug Me Lotion Bar Kit
Easter Carrot Bath Salt Kit
Endless Love Shower Gel Kit
Face Cream with White Tea Extract Kit
Fifty Shades (Alcohol Free) Cologne Kit
Flip Flop Heel Helper Lotion Bar Kit
Flip Flop Heel Helper Lotion Bar Kit
Flower with Rose Petals Bath Fizzie Kit
Foaming Cranberry Hand Soap Kit
Foaming Fun for Kids Soap Kit
Foaming Soy Milk Bath Kit
Fresh Lemonade Body Wash
Gentle Orange Face Wash with Scrub
Goat Milk Lotion Kit
Golfers Lotion Making Kit
Green Tea Butter Lotion Kit
Hair Conditioner Kit
Hair Serum - Split End & Shine Kit
Hair Shampoo Kit
Hair Shampoo Kit
Heart Cupcake Bath Fizzie Kit
Hemp Lotion (from scratch) Kit
His & Hers Body Wash Kit
Holiday Body Care Gift Set Kit
Ice Cream Sundae Scrub Kit
Lavender Lotion Bar Kit
Lavender Rose Bath Fizzie Making Kit
Leave In Spray Hair Conditioner Kit
Lemongrass Body Wash for Men Kit
Liberty Lip Balm Making Kit
Locker Room Foot Powder Making Kit
Luxurious Lime Foot Soak Kit
Marshmallow Sugar Scrub Kit
Massage and Body Oil Kit
Massage Bar Making Kit
Mechanics Scrub Kit
Melon Ball Bath Fizzie Kit
Melon Cube Sugar Scrub Kit
Melon Scoop Salt Scrub Kit
Men's Cooling Face Refresher Kit
Mens Pre Shave Oil & After Shave Kit
Mustache Wax & Beard Oil Kit
Orange Ginger Bath Cookie Kit
Our Best Sugar Scrub Kit - Gingerbread
Our Best Sugar Scrub Kit - Peppermint
Our Best Sugar Scrub Kit - Vanilla
Pampered Hands Kit - 3 Recipes
Pampering Mom Bath Fizzie Kit
Peppermint Cream Massage Oil Kit
Peppermint Salt Scrub Cube Kit
Perfect Pumpkin Salt Scrub Kit
Pink Chiffon Heart Bath Melt Kit
Pink Pair Lotion & Shower Gel Kit
Pink Sugar Bath Fizzie Kit
Pre-Sun Lotion Bar Kit
Pretty Feet Lotion Stick Kit
Pretty Feet Lotion Stick Kit
Pumpkin Bath Melts Kit
Revitalizing Face Mask Kit
Robin Egg in Nest Bath Fizzie Kit
Roll On Perfume Kit - Sun and Sand
Romantic Trio Massage Oil Kit
Ruby Red Raspberry Lip Gloss Kit
Sea Salt Hair Spritz Kit
Shea Butter & Pink Grapefruit Salt Scrub Kit
Shimmer Stick Kit
Shimmery Marshmallow Fluff Lotion Making Kit
Shower and Tub Tab Kit - Muscle Rescue
Shower and Tub Tab Kit - Quiet Time
Shower and Tub Tab Kit - Sinus
Shower and Tub Tab Kit - Sleep Time
Shower and Tub Tab Kit - Stress Less
Silky Souffle Lotion Making Kit - Pink Grapefruit
Slithering Snakes Shower Gel Kit
Soap Frosting Starter Kit
Softly Silky Hair Shampoo & Conditioner Kit
Soothing Serenity Face/Body Cream Kit
Soothing Shaving Cream Kit
Spa Bath Salt Kit - Four Scents and Colors
Spiced Gum Drops Scrub Kit
Spiced Pumpkin Latte Sugar Scrub Kit
Sprayable Perfume Kit - Sun and Sand
Strawberries & Champagne Bubble Bath Kit
Striped Candy Lip Balm Kit
Sugar Leaf Lotion Bar Kit
Summer Shimmer Lotion Making Kit
Sweet Orange Lip Balm Kit
Sweetie Tarts Bath Fizzie Kit
Tropical Drink Lip Butter and Scrub Kit
Valentine Ducky Bath Fizzie Kit
Vanilla Mint Lip Balm Kit
Waterless Hand Cleaner Kit
Watermelon Bath Fizzie Pops
Whipped Chamomile Body Butter Kit
Whipped Pumpkin Butter Lotion Making Kit
Whipped Shea Butter Lotion Making Kit
Winter Wonder Lotion Bar Kit

Blush Kaolin Clay

Orange Illite Clay

Pumpkin Illite Clay

Classic Colors
COSMETIC CLAYS

Gray Illite Clay

Rhassoul Clay

Chocolate Brown Illite Clay

COLOR SAMPLER KITS

NATURAL COLORS - CLAYS - EXFOLIANTS - MICAS & MORE



SUPPORT LOCAL ARTISANS

BUY HANDMADE - WEARABLE GEAR

CUSTOMIZEABLE LINE OF T-SHIRTS AND SWEATSHIRTS TO PROMOTE THE SUPPORT OF LOCAL ARTISANS AND ENCOURAGE SHOPPERS TO BUY HANDMADE GOODS.



CUSTOMIZEABLE LINE OF WEARABLE GEAR TO PROMOTE THE HANDMADE INDUSTRY

OUR GEAR HAS OUR SPECIALTY SCREEN PRINTED DESIGN ON THE BACK AND A BLANK FRONT-SIDE SO THAT YOU CAN EMBROIDER OR SCREEN PRINT YOUR COMPANY NAME AND PROMOTE OUR CAUSE ON THE BACK.

TOOLS & ACCESSORIES

MEASURING CUPS - SOAP CUTTERS - EMBEDS & MORE

WHOLESALE SUPPLIES PLUS STRIVES TO PROVIDE A ONE-STOP SHOPPING EXPERIENCE FOR YOUR SOAP AND COSMETIC MAKING MATERIAL NEEDS. IT IS IMPORTANT TO US THAT WE PROVIDE ALL THE LITTLE THINGS THAT YOU MAY FORGET, INCLUDING THE TOOLS AND ACCESSORIES FOR YOUR DIY PROJECT.

TOOLS

Bath Bomb Ball Mold - 2.75" diameter
Bath Fizzy Super Scooper
Beaker - Natural Polypropylene
Cutter - Stamp & Punch Combo
Decorator Pro - Stainless Steel
Droppers - Plastic
Eyewash
Gloves Latex (Extra Large) - Powder Free
Gloves Latex (Large) - Powder Free
Gloves Latex (Medium) - Powder Free
Gloves Latex (Small) - Powder Free
Gloves Vinyl (Extra Large) - Low Powder
Gloves Vinyl (Large) - Low Powder
Gloves Vinyl (Medium) - Low Powder
Gloves Vinyl (Small) - Low Powder
Grater
Hairnets - 21 inch Disposable
Jelly Roll Pan
Mask - Basic Procedures
Mask with Exhalation Valve
Measuring Cup - 1 ounce, Clear Blue HDPE
Measuring Cup - 1 ounce, Natural HDPE
Mesh Bath Tea Ball
Mini Mixer - Cordless
Mitre Box - For CC Regular Loaf
Mix & Pour Funnel Pitcher
Pail Opener
pH Test Strips - Paper Roll
pH Test Strips - Plastic Strips
Rotary Drum Pump
Safety Equipment Kit
Safety Glasses
Safety Glasses - Standard
Scale - Digital Display (Professional)
Scoop - 0.15 ml (Micro Size)
Scoop - 1/2 ounce
Scoop - Squeeze Handle (Medium)
Scoop - Squeeze Handle (Small)
Soap Dish - Premium White Oak, Large
Soap Dish - Premium White Oak, Medium
Soap Loaf Equipment Kit
Soap Loaf Equipment Kit - Mini Kit
Soap Pop Sticks
Spatula - 2.3" (Curved White Plastic)
Spatula - 2.5" (Straight Black Plastic)
Spatula - 2.5" (Straight Natural Wood)
Spatulas - 5.75" (Straight White Plastic)
Stackable Racks
Straight Soap Cutter
Thermometer - High Temperature
Thermometer - Infrared, Professional
Wavy Soap Cutter

TOYS & ACCESSORIES

10 inch Luffa
5 inch Luffa
7/8 inch Luffa
Baby Shower Boy and Girl Duck Toys
Bath Tub Duck Toys
Birthday Duck Toys
Candy Sprinkles - Carnival Colors
Candy Sprinkles - Chocolate Brown
Clear Soothing Spa Mask - SURPLUS
Embed Paper for Soap (Water Soluble Paper)
Gingerbread Men (Mini) Toys
Gold Fish - Vinyl
Halloween Duck Toys
Holiday Duck Toys
Monster Duck Toys
Reindeer Duck Toys
Scoop - 1/2 ounce
Shaving Brush - Boar Bristle (Green)
Shaving Brush - Boar Bristle (Ivory)
Shaving Brush - Boar Bristle (Navy)
Snake Vinyl Toy
Soap Dish - Premium White Oak, Large Square
Soap Dish - Premium White Oak, Medium Rectangle
Spatula - 2.3" (Curved White Plastic)
Spatula - 2.5" (Straight Black Plastic)
Spatula - 2.5" (Straight Natural Wood)
Spatulas - 5.75" (Straight White Plastic)
Turtle Toys
Valentine (Mini) Duck Toys
Valentine Frog Toys - Vinyl



HANDMADE

LAST MONTH'S ISSUE...

TROPICAL DRINKS • BEACH, SUN & SAND • GOLF GET-AWAY

READ THIS ISSUE ONLINE



READ PREVIOUS ISSUES...



ALL-AMERICAN
June 2014



SUMMER ISSUE
May 2014



SPRING CLEANING
April 2014



EASTER & SPRING
March 2014



MEN'S CARE
February 2014

View more of our past issues at www.WholesaleSuppliesPlus.com/Handmade